

6.896
5/3/04
L21.1

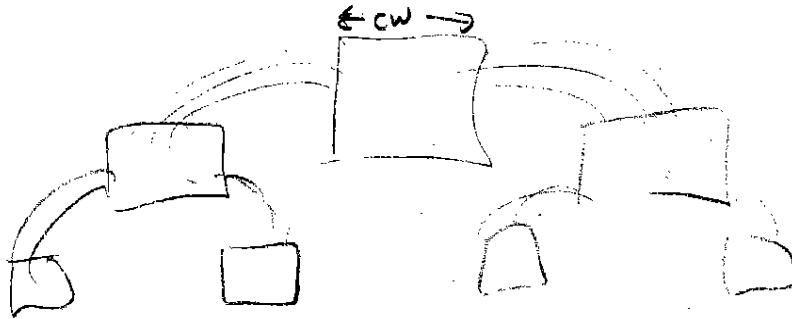
Recall from last time:

- Truncated TOM(n, k) has area $O(n^2 k^2)$.
- TOM(n) has area $O(n^2 \lg^2 n)$
- If G has a (w, α) decomp tree, it has a $(O(w), \alpha)$ balanced decomp tree.

Theorem Every N -node graph with a $(w, \sqrt{2})$ decomp tree can be laid out in $O(w^2 \lg^2(N/w))$ area.

Pf. Get an $(O(w), \sqrt{2})$ balanced decomp tree for G .

Embed G in TOM($cw, 2 \lg(N/w)$) for some const c :

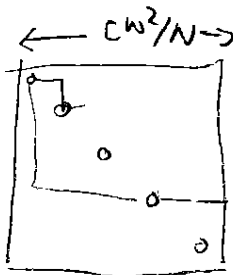


$$\text{Leaf meshes: } \# \text{ nodes} = \frac{(cw)^2}{2^{2 \lg(N/w)}} = \frac{c^2 w^2}{N^2 / w^2} = \frac{c^2 w^4}{N^2}$$

$$\text{side length} = \frac{cw^2}{N}$$

$$\# \text{ vertices in leaf meshes} = \frac{N}{2^{2 \lg(N/w)}} = \frac{N}{N^2 / w^2} = \frac{w^2}{N}$$

$$\# \text{ edges leaving leaf mesh} = \frac{O(w)}{(\sqrt{2})^{2 \lg(N/w)}} = \frac{O(w)}{N/w} = O\left(\frac{w^2}{N}\right)$$



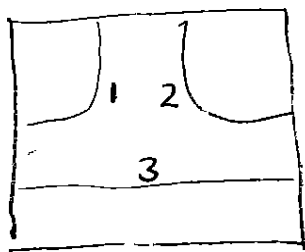
By adjusting c , can route edges within mesh + room on perimeter for wires to escape.

At depth p , side length of mesh is $\geq \frac{cw}{2^{\lceil p/2 \rceil}}$

#edges leaving = $O(w)/(\sqrt{2})^{p-1} = O(w)/2^{p/2}$

Adjust c for adequate capacity.

Routing internal-node meshes:



Type 1 & 2: 2 layers each.
Type 3: 3 layers.

\therefore 7 layers (squash to 2 if desired).

Area of $\text{TOM}(cw, 2 \lg(N/w))$ is

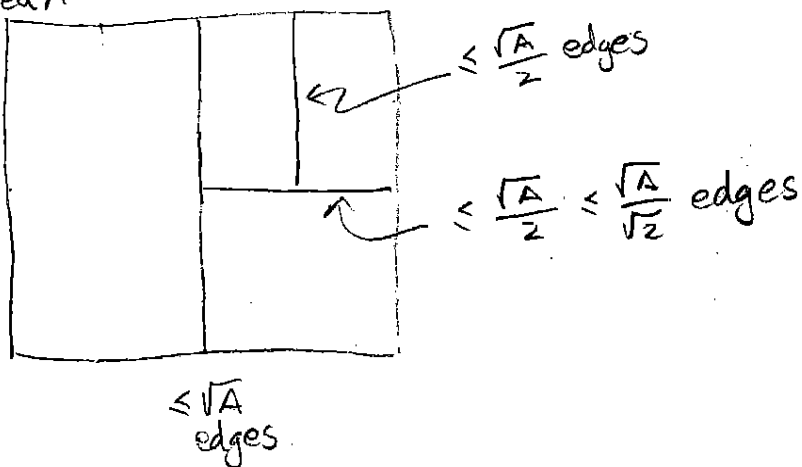
$$O((cw)^2 (2 \lg(N/w))^2) = O(w^2 \lg^2(N/w)) \quad \square$$

Corollary. Let w be smallest value for a $(w, \sqrt{2})$ decomp tree for N -node graph G . Let A be min area.

Then, $w^2 \leq A \leq O(w^2 \lg^2(N/w))$.

Pf.

Area A



#edges leaving subgraph at depth p
 $\leq \frac{\sqrt{A}}{\sqrt{2}^{p-1}}$

$\therefore G$ has $(\sqrt{A}, \sqrt{2})$ decomp tree $\Rightarrow w \leq \sqrt{A}$. \square

6.896
5/3/04
L21.2

Which network is best?

6.896
5/3/04
L21.3

<u>Network</u>	<u>Area</u>	<u>Routing Time</u>	<u>AT²</u>
Linear array	N	N	N^3
2D array	N	\sqrt{N}	N^2
3D array	$N^{4/3}$	$N^{1/3}$	N^2
CBT	N	N	N^3
hypercube	N^2	$\lg N$	$N^2 \lg^2 N$
butterfly	$N^2 / \lg^2 N$	$\lg N$	N^2
2D MOT	$N \lg^2 N$	\sqrt{N}	$N^2 \lg^2 N$

Universality: An N -node butterfly can simulate any other N -node bounded-degree network with $O(\lg N)$ slowdown, just by routing messages.

Universal = expensive?

VLSI perspective: normalize to area, not #procs.

Area A network. Route A packets

- 2D array: $N = A$
Route A packets in \sqrt{A} time
- Butterfly: $N = \sqrt{A} \lg A$ ($\lg A \sim \lg N$)
Route N packets in $\lg N$ time
 $\sqrt{A} \lg A$ $\lg A$

$\sqrt{A} / \lg A$ batches of $\sqrt{A} \lg A$ packets, each taking $\lg A$ time. Total time = $\sqrt{A} / \lg A \times \lg A = \sqrt{A}$.

Same! (Reason: basically since $AT^2 = N^2$ for both).

How can we compare? Ans. Simulate

- Can an area- A butterfly simulate any other area- A network efficiently? ($O(\lg A)$ slowdown)
→ Can't even do linear array.

#procs in butterfly = $\sqrt{A} \lg A$.

#procs in lin. array = A

Slowdown = $A / \sqrt{A} \lg A = \sqrt{A} / \lg A$

1D array can't sim. 2D array (diam)
2D array can't sim. CBT (diam)
CBT can't sim. 2D array (bis. width)
2D MOT can sim others with $\lg^2 A$ slowdown.

6.896
5/3/04
L21.4.

Next time: "Area-universal" networks.
Idea: physical structure is TOM, but low diam.
"Fat-trees"

<<Reminder: catch up on reading for final>>