

Lecture 17 — April 24

Prof. Erik Demaine

*Scribes: David Benjamin(2012), Lin Fei(2012),
Yuzhi Zheng(2012), Morteza Zadimoghaddam(2010),
Aaron Bernstein(2007)*

1 Overview

Up until now, we have mainly studied how to decrease the query time, and the preprocessing time of our data structures. In this lecture, we will focus on maintaining the data as compactly as possible. The for this section is to get very “small” space, that is often for static data structure. Going to look a binary tries, using binary alphabets. Another way is to use bit strings. It is easy to do linear space, it it is not optimal. Our goal will be to get as close the information theoretic optimum as possible. We will refer to this optimum as OPT. Note that most “linear space” data structures we have seen are still far from the information theoretic optimum because they typically use $O(n)$ words of space, whereas OPT usually uses $O(n)$ bits. This strict space limitation makes it really hard to have dynamic data structures, so most space-efficient data structures are static.

Here are some possible goals we can strive for:

- *Implicit Data Structures* – Space = information-theoretic-OPT + $O(1)$. Focusing on bits, not words. The ideal is to use $O(n)$ bits. The $O(1)$ is there so that we can round up if OPT is fractional. Most implicit data structures just store some permutation of the data: that is all we can really do. As some simple examples, we can refer to Heap which is a Implicit Dynamic Data Structure, and Sorted array which is static example of these data structures.
- *Succinct Data Structures* – Space = OPT + $o(\text{OPT})$. In other words, the leading constant is 1. This is the most common type of space-efficient Data Structures.
- *Compact Data Structures* – Space = $O(\text{OPT})$. Note that some “linear space” data structures are not actually compact because they use $O(w \cdot \text{OPT})$ bits. This saves at least an $O(w)$ from the normal data structures. For example, suffix tree has $O(n)$ words space, but its information theoretic lower bound is n bits. On the other hand, BST can be seen as a Compact Data Structure.

Succinct is the usual goal here. Implicit is very hard, and compact is generally to work towards a succinct data structure.

1.1 mini-survey

- *Implicit Dynamic Search Tree* – Static search trees can be stored in an array with $\ln n$ per search. However, in order to inserts and deletes makes the problem more tricky. There

is an old results that was done in lg^2n using pointers and permutation of the bits In 2003, Franceschini and Grossi [1] developed an implicitly dynamic search tree which supports insert, delete, and predecessor in $O(\log(n))$ time worst case, and it is cache-oblivious.

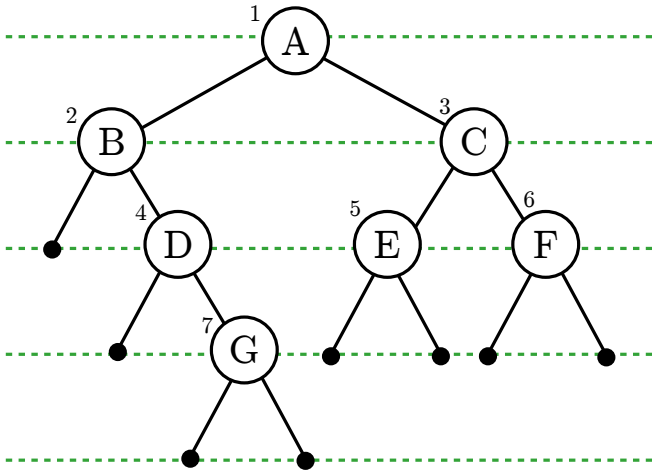
- *Succinct Dictionary* – This is static, which has no inserts and deletes. In a universe of size u , how many ways are there to have n items. Use $\lg \binom{u}{n} + O\left(\frac{\lg \binom{u}{n}}{\lg \lg u}\right)$ bits [2] or $\lg \binom{u}{n} + O\left(\frac{n(\lg \lg n)^2}{\lg n}\right)$ bits [6] , and support $O(1)$ membership queries, same amount of time but with less space than normal dictionaries; u is the size of the universe from which the n elements are drawn.
- *Succinct Binary Tries* – The number of possible binary tries with n nodes is the n th Catalan number, $C_n = \binom{u}{n}/(n+1) \approx 4^n$. Thus, $OPT \approx \log(4^n) = 2n$. We note that this can be derived from a recursion formula based on the sizes of the left and right subtrees of the root. In this lecture, we will show how to use $2n + o(n)$ bits of space. We will be able to find the left child, the right child, and the parent in $O(1)$ time. We will also give some intuition for how to answer subtree-size queries in $O(1)$ time. Subtree size is important because it allows us to keep track of the rank of the node we are at. Motivation behind the research was to fit the Oxford dictionary onto a CD, where space was limited.
- *Almost Succinct k -ary trie* – The number of such tries is $C_n^k = \binom{kn+1}{n}/(kn+1) \approx 2^{(\log(k)+\log(e))n}$. Thus, $OPT = (\log(k) + \log(e))n$. The best known data structures was developed by Benoit *et al.* [3]. It uses $(\lceil \log(k) \rceil + \lceil \log(e) \rceil)n + o(n) + O(\log \log(k))$ bits . This representation still supports the following queries in $O(1)$ time: find child with label i , find parent, and find subtree size.
- *Succinct Rooted Ordered Trees* – These are different from tries because there can be no absent children. The number of possible trees is C_n , so $OPT = 2n$. A query can ask us to find the i th child of a node, the parent of a node, or the subtree size of a node. Clark and Munro [4] gave a succinct data structure which uses $2n + o(n)$ space, and answers queries in constant time.
- *Succinct Permutation* – In this data structure, we are given a permutation π of n items, and the queries are of the form $\pi^k(i)$. Munro *et al.* present a data structure with constant query time and space $(1 + \epsilon)n \log(n) + O(1)$ bits in [7]. They also obtain a succinct data structure with $\lceil \log n! \rceil + o(n)$ bits and query time $O(\log n / \log \log n)$.
- *Compact Abelian groups* – Represent abelian group on n items using $O(\lg n)$ bits, and represent an item in that list with $\lg n$ bits.
- *Graphs* – More complicated. We did not go over any details in class.
- *Integers* – Implicit n -bit number of integers can do increment or decrement in $O(\lg n)$ bits reads and $O(1)$ bit writes.
OPEN: $O(1)$ word operations.

2 Level Order Representation of Binary Tries

As noted above, the information theoretic optimum size for a binary trie is $2n$ bits, two bits per node. To build a succinct binary trie, we must represent the structure of the trie in $2n + o(n)$ bits.

We represent tries using the *level order representation*. Visit the nodes in level order (that is, level by level starting from the top, left-to-right within a level), writing out two bits for each node. Each bit describes a child of the node: if it has a left child, the first bit is 1, otherwise 0. Likewise, the second bit represents whether it has a right child.

As an example, consider the following trie:



We traverse the nodes in order A, B, C, D, E, F, G . This results in the bit string:

11 01 11 01 00 00 00
A B C D E F G

External node formulation Equivalently, we can associate each bit with the child, as opposed to the parent. For every missing leaf, we add an *external node*, represented by \cdot in the above diagram. The original nodes are called *internal nodes*. We again visit each node in level order, adding 1 for internal nodes and 0 for external nodes. A tree with n nodes has $n + 1$ missing leaves, so this results in $2n + 1$ bits. For the above example, this results in the following bit string:

1 1 1 0 1 1 1 0 1 0 0 0 0 0 0
A B C · D E F · G · · · · ·

Note this new bit string is identical to the previous but for an extra 1 prepended for the root, A .

2.1 Navigating

This representation allows us to compute left child, right child, and parent in constant. It does not, however, allow computing subtree size. We begin by proving the the following theorem:

Theorem 1. *In the external node formulation, the left and right children of the i th internal node are at positions $2i$ and $2i + 1$.*

Proof. We prove this by induction on i . For $i = 1$, the root, this is clearly true. The first entry of the bit string is for the root. Then bits $2i = 2$ and $2i + 1 = 3$ are the children of the root.

Now, for $i > 1$, by the inductive hypothesis, the children of the $i - 1$ st internal node are at positions $2(i - 1) = 2i - 2$ and $2(i - 1) + 1 = 2i - 1$. We show that the children of the i th internal node immediately follow the $i - 1$ st internal node's children.

Visually, there are two cases: either $i - 1$ is on the same level as i or i is on the next level. In the second case, $i - 1$ and i are the last and first internal nodes in their levels, respectively.

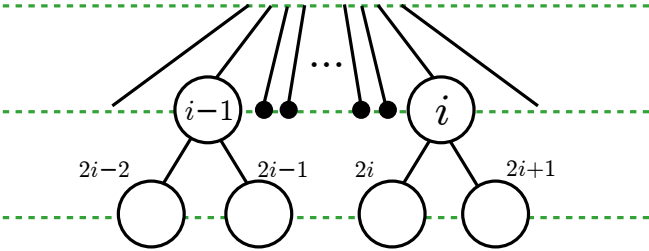


Figure 1: $i - 1$ and i are on the same level.

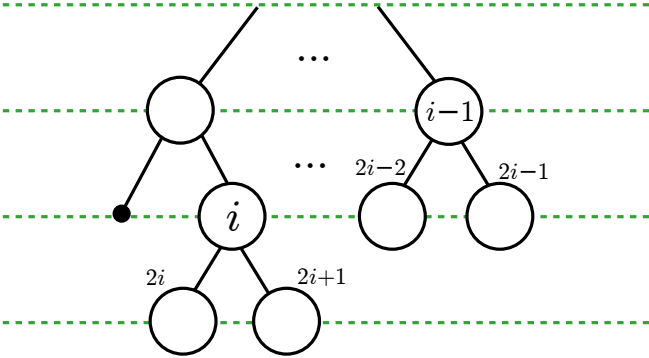


Figure 2: $i - 1$ and i are different levels.

Level ordering is preserved in children, that is, A 's children precede B 's children in the level ordering if and only if A precedes B . All nodes between the $i - 1$ st internal node and the i th internal node are external nodes with no children, so the children of the i th internal node immediately follow the children of the $i - 1$ st internal node, at positions $2i$ and $2i + 1$. □

As a corollary, the parent of *bit position* i is $\lfloor i/2 \rfloor$. Note that we have two methods of counting bits: we may either count bit positions or rank only by 1s. If we could translate between the two in $O(1)$ time, we could navigate the tree efficiently.

3 Rank and Select

Now we need to establish a correspondence between positions in the n -bit string and actual internal node number in the binary tree.

Say that we could support the following operations on an n -bit string in $O(1)$ time, with $o(n)$ extra space:

- $\text{rank}(i)$ = number of 1's at or before position i
- $\text{select}(j)$ = position of j th one.

This would give us the desired representation of the binary trie. The space requirement would be $2n$ for the level-order representation, and $o(n)$ space for rank/select. Here is how we would support queries:

- $\text{left-child}(i) = 2\text{rank}(i)$
- $\text{right-child}(i) = 2\text{rank}(i) + 1$
- $\text{parent}(i) = \text{select}(\lfloor i/2 \rfloor)$

Note that level-ordered trees do not support queries such as subtree-size. This can be done in the balanced parentheses representation, however.

3.1 Rank

This algorithm was developed by Jacobsen, in 1989 [5]. It uses many of the same ideas as RMQ. The basic idea is that we use a constant number of recursions until we get down to sub-problems of size $k = \lg(n)/2$. Note that there are only $2^k = \sqrt{n}$ possible strings of size k , so we will just store a lookup table for *all possible bit strings of size k* . For each such string we have $k = O(\lg(n))$ possible queries, and it takes $\log(k)$ bits to store the solution of each query (the rank of that element). Nonetheless, this is still only $O(2^k \cdot k \log k) = O(\sqrt{n} \lg(n) \lg \lg(n)) = o(n)$ bits.

Notice that a naive division of the entire n -bit string into chunks of size $\frac{1}{2} \lg n$ does not work. because we need to save $\frac{n}{\lg n}$ relative indices, each taking up to $\lg n$ bits, for a total of $\Theta(n)$ bits, which is too much. Thus, we need to use a technique that uses indirection twice.

Step 1: We build a lookup table for bit strings of length $\frac{1}{2} \lg n$. As we argued before, this takes $O(\sqrt{n} \lg n \lg \lg n) = o(n)$ bits of space.

Step 2: Split the the n -bit string into $(\lg^2 n)$ -bit chunks.

At the end of each chunk, we store the cumulative rank so far. Each cumulative rank would take $\lg n$ bits. And there are at most $n/\lg^2 n$ chunks. Thus, the total space required is $O(\frac{n}{\lg^2 n} \lg n) = O(\frac{n}{\lg n})$ bits

Step 3: Now we need to split each chunk into $(\frac{1}{2} \lg n)$ -bit sub-chunks.

Then, at the end of each sub-chunk, we store the cumulative rank **within each chunk**. Since each chunk only has size $\lg^2 n$, we only need $\lg \lg n$ bits for each index. There are at most $O(n/\lg n)$ sub-chunks. Thus, the total space required is $O(\frac{n}{\lg n} \lg \lg n) = o(n)$ bits. Notice how we saved space because the size of the cumulative rank within each small chunk is less.

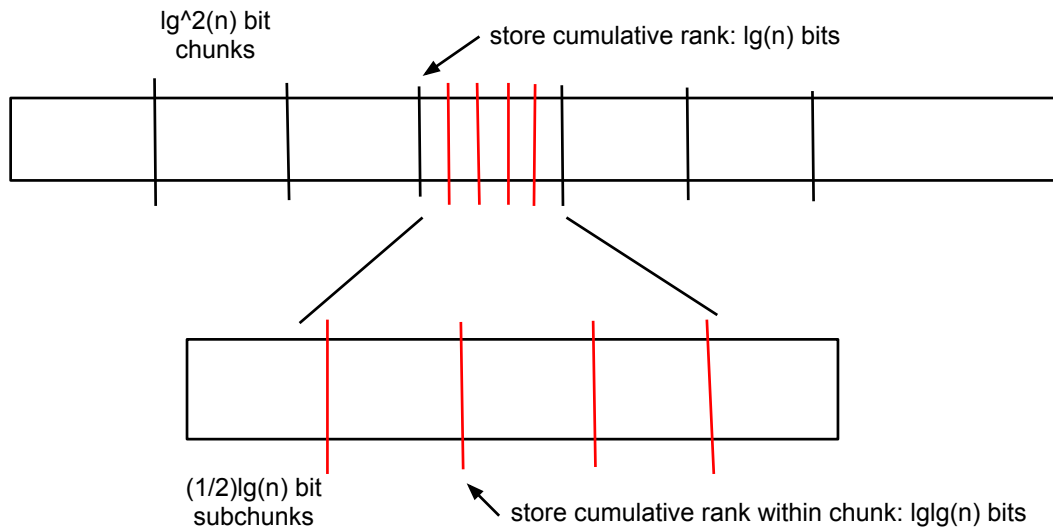


Figure 3: Division of bit string into chunks and sub-chunks, as in the rank algorithm

Step 4: To find the total rank, we just do:

Rank = rank of chunk + relative rank of sub-chunk within chunk + relative rank of element within sub-chunk (via lookup table).

This algorithm runs in $O(1)$ time, and it only takes $O(n \frac{\lg \lg n}{\lg n})$ bits.

It is in fact possible to improve the space to $O(\frac{n}{\lg^k n})$ bits for any constant k . But this is not covered in class.

3.2 Select

This algorithm was developed by Clark and Munro in 1996 [4]. Select is similar to rank, although more complicated. This time, since we are trying to find the position of the i th one, we will break our array up into chunks with equal amounts of ones, as opposed to chunks of equal size.

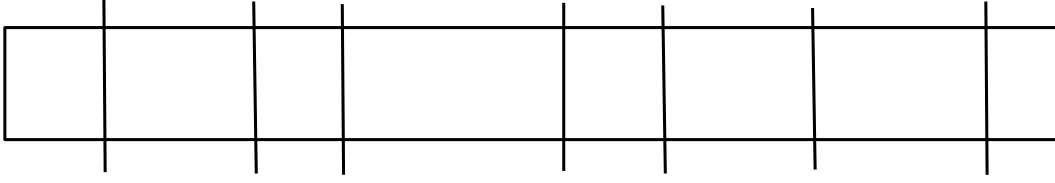
Step 1: First, we will pick every $(\lg n \lg \lg n)$ th 1 to be a *special one*. We will store the index of every special one. Storing an index takes $\lg n$ bits, so this will take $O(n \lg n / (\lg n \lg \lg n)) = O(n / \lg \lg n) = o(n)$.

Then, given a query, we can find divide it by $\lg n \lg \lg n$ to teleport to the correct chunk containing our desired result.

Step 2: Now, we need to restrict our attention to a single chunk, which contains $\lg n \lg \lg n + 1$ bit. Let r be the *total* number of bits in a chunk.

If $r > (\lg n \lg \lg n)^2$ bits:

This is when the 1 bits are sparse. Thus, we can afford to store an array of indices of every 1 bit



uneven division of bit string, each containing exactly $\lg(n)\lg\lg(n)$ 1's

Figure 4: Division of bit string into uneven chunks each containing the same number of 1's, as in the select algorithm

in this chunk. There are $(\lg n \lg \lg n)$ 1 bits. Storing each would take up at most $\lg n$ space (The size of the chunk is already $\text{polylog}(n)$, so $\lg n$ bits is more than enough). And there are at most $\frac{n}{(\lg n \lg \lg n)^2}$ such sparse chunks. So, in total, we use space:

$$O\left(\frac{n}{(\lg n \lg \lg n)^2} (\lg n \lg \lg n) \lg n\right) = o\left(\frac{n}{\lg \lg n}\right) \text{ bits.}$$

If $r < (\lg n \lg \lg n)^2$ bits:

We have reduced to a bit string of length $r \leq (\lg n \lg \lg n)^2$. This is good, because analogously to Rank, these chunks are small enough to be divided into sub-chunks without requiring too much space for storing the sub-chunk's relative indices.

Step 3: We basically repeat steps 1 and 2 on all reduced bit strings, and further reduce them into bit strings of length $(\lg \lg n)^{O(1)}$.

Step 1':

With the reduced chunks of length $O(\lg n \lg \lg n)^2$, we again pick out special 1's, and divide it into every $(\lg \lg n)^2$ th 1 bit. Since within each chunk, the relative index only takes $O(\lg \lg n)$ bits, the total space required is:

$$O\left(\frac{n}{(\lg \lg n)^2} \lg \lg n\right) = O\left(\frac{n}{\lg \lg n}\right) \text{ bits.}$$

Step 2':

Within groups of $(\lg \lg n)^2$ 1 bits, say it has r bits total:

if $r \geq (\lg \lg n)^4$, then store relative indices of 1 bits. There are $\frac{n}{(\lg \lg n)^4}$ such groups, within each there are $(\lg \lg n)^2$ 1 bits, and each relative index takes $\lg \lg n$ bits to store. For a total of:

$$O\left(\frac{n}{(\lg \lg n)^4} (\lg \lg n)^2 \lg \lg n\right) = O\left(\frac{n}{\lg \lg n}\right) \text{ bits.}$$

if $r < (\lg \lg n)^4$, then $r < \frac{1}{2} \lg n$. Then it is small enough for us to use step 4:

Step 4: use lookup table for bit string of length $\leq \frac{1}{2} \lg n$. Like in rank, the total space for the lookup table is at most:

$$O(\sqrt{n} \lg n \lg \lg n).$$

Thus, we again have $O(1)$ query time and $O\left(\frac{n}{\lg \lg n}\right)$ bits space.

Again, this result can be improved to $O(n/\lg^k n)$ bits for any constant k , but we will not show it here.

4 Subtree Sizes

We have shown a Succinct binary trie which allows us to find left children, right children, and parents. But we would still like to find sub-tree size in $O(1)$ time. Level order representation does not work for this, because level order gives no information about depth. Thus, we will instead try to encode our nodes in depth first order.

In order to do this, notice that there are C_n (catalan number) binary tries on n nodes. But there are also C_n rooted ordered trees on n nodes, and there are C_n balanced parentheses strings with n parentheses. Moreover, we will describe a bijection: binary tries \Leftrightarrow rooted ordered trees \Leftrightarrow balanced parentheses. This makes the problem much easier because we can work with balanced parentheses, which have a natural bit encoding: 1 for an open parentheses, 0 for a closed one.

4.1 The Bijections

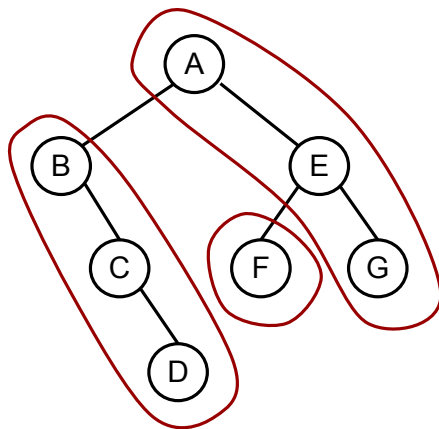


Figure 5: An example binary trie with circled right spine.

We will use the binary trie in Figure 5. Finding the right spine of the trie, then recurse until every node lives in a spine. To make this into a rooted ordered tree, we can think of rotating the trie 45 degrees counter-clockwise. Thus, the top three nodes of the tree will be the right spine of the trie (A,C,F). To make the tree rooted, we will add an extra root $*$. Now, we recurse into the left subtrees of A,C, and F. For A, the right spine is just B,D,G. For C, the right spine is just E: C's only left child. Figure 6 shows the resulting rooted ordered tree. There is a bijection between the two representations.

To go from rooted ordered trees to balanced parentheses strings, we do a DFS (or Euler tour) of the ordered tree. We will then put an open parentheses when we first touch a node, and then a closed parentheses the second time we touch it. Figure 7 contains a parentheses representation of the ordered tree in Figure 2.

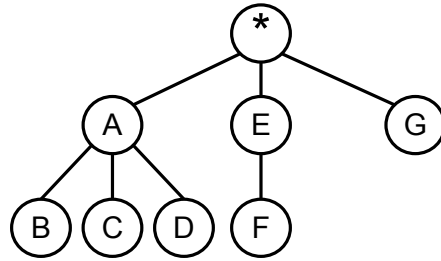


Figure 6: A Rooted Ordered Tree That Represents the Trie in Figure 5.

((() () ()) (()) ())
 * A B B C C D D A E F F G G E *

Figure 7: A Balanced Parentheses String That Represents the Ordered Tree in Figure 6

Now, we will show how the queries are transformed by this bijection. For example, if we want to find the parent in our binary trie, what does this correspond to in the parentheses string? The bold-face is what we have in the binary trie, and under that, we will describe the corresponding queries from the 2 bijections.

Binary Trie	Rooted Ordered Tree	Balanced Parentheses
Node	Node	Left Paren[and matching right]
Left Child	First Child	Next char [if '(', else none]
Right Child	Next Sibling	Char after matching ')' [if '(']
Parent	Previous Sibling or Parent	if prev char ')', its mathcing '('; if '(', that '('
Subtree size	size(node)+size(right siblings)	1/2 distance to enclosing '('

Could use rank and select to find the matching parenthesis for the balanced parenthesis representation.

References

- [1] G. Franeschini, R.Grossi *Optimal Worst-case Operations for Implicit Cache-Oblivious Search Trees*, Proceeding of the 8th International Workshop on Algorithms and Data Structures (WADS), 114-126, 2003
- [2] A.Brodnik, I.Munro *Membership in Constant Time and Almost Minimum Space*, Siam J. Computing, 28(5): 1627-1640, 1999
- [3] D.Benoit, E.Demaine, I.Munro, R.Raman, V.Raman, S.Rao *Representing Trees of Higher Degree*, Algorithmica 43(4): 275-292, 2005
- [4] D.Clark, I.Munro *Efficient Suffix Trees on Secondary Storage*, SODA, 383-391, 1996.
- [5] G.Jacobson *Succinct Static Data Structures*, PHD.Thesis, Carnegie Mellon University, 1989.

- [6] R. Pagh: *Low Redundancy in Static Dictionaries with Constant Query Time*, SIAM Journal of Computing 31(2): 353-363 (2001).
- [7] J. Ian Munro, Rajeev Raman, Venkatesh Raman, and Satti Srinivasa Rao: *Succinct Representations of Permutations*, ICALP (2003), LNCS 2719, pp. 345-356.