


Computational Design with Curved Creases

An Inquiry of David Huffman's Approach to Paperfolding



2. Historical background of paperfolding

2.2 A history of curved crease paperfolding

Napkin folding

'The Bauhaus model'

David Huffman and Ronald Resch

Product design


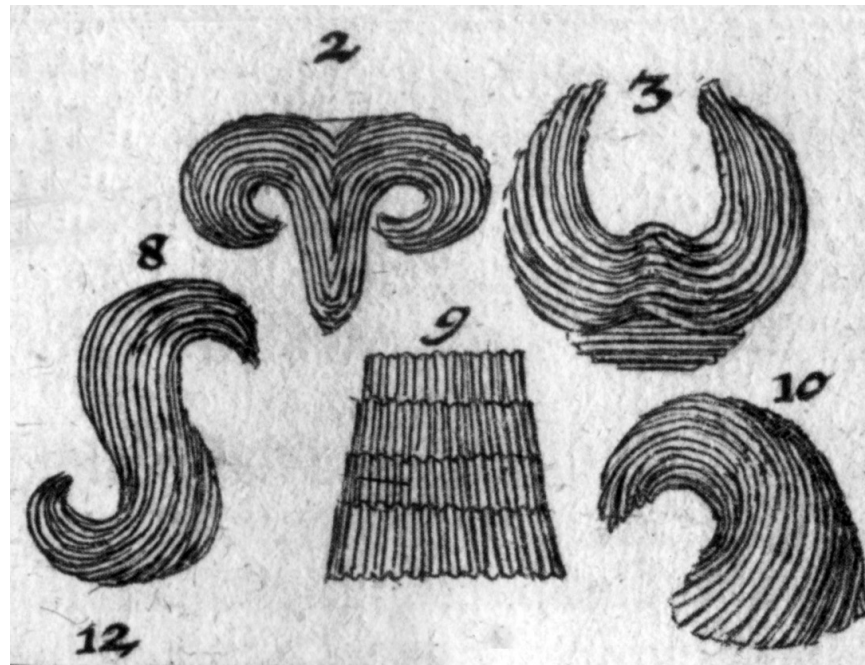


Fig 2.2.2 'The Bauhaus model', 1927 and 1937, a later version by Irene Schawinsky




Fig 2.2.5 Cover and a design in 'Papier und Form' (1972, Kurt Londenberg)


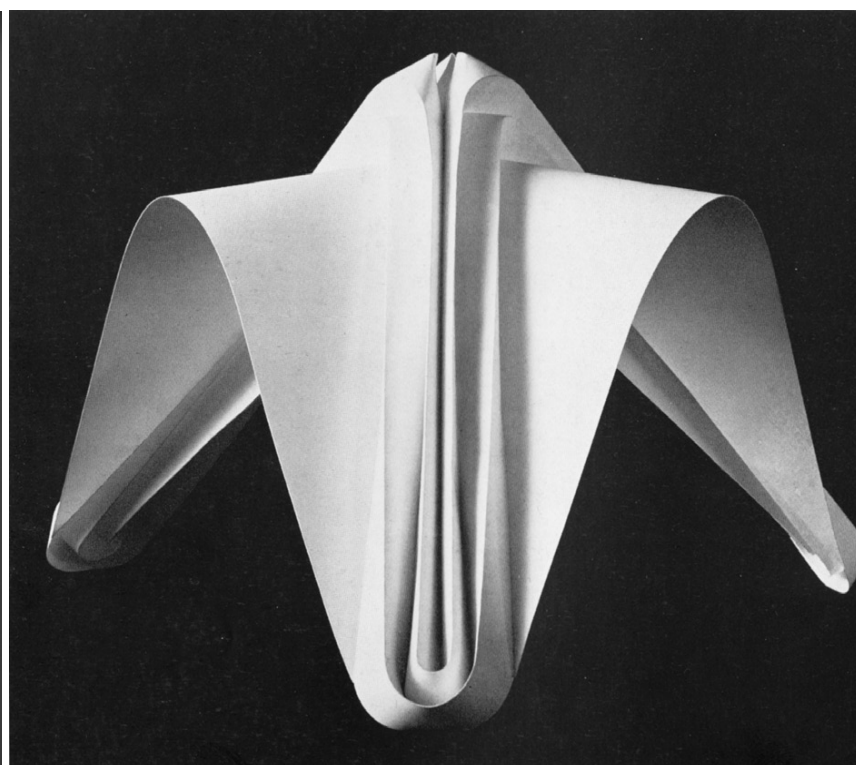


Fig 2.2.6 Designs in 'Forms of paper' (1971, Hiroshi Ogawa)

2. Historical background of paperfolding

2.2 A history of curved crease paperfolding

Napkin folding

'The Bauhaus model'

David Huffman and Ronald Resch

Product design




Fig 2.2.7 'Space Curve' (Ron Resch), Vinyl model (David Huffman)




Fig 2.2.9 Lamp designs #171 to 178 by Poul Christiansen, 1969 to early 2000's

2. Historical background of paperfolding

2.3 Mathematical and computational approaches for curved creases

Developable surfaces

Constructive geometric approach

Differential geometric analysis

Inverse calculation of a crease

Discrete geometric approach




Fig 2.3.4 'Space curve' renderings (1971-72, Ephraim Cohen, Paper model (1971-72, Ron Resch)

2. Historical background of paperfolding

2.3 Mathematical and computational approaches for curved creases

Developable surfaces

Constructive geometric approach

Differential geometric analysis

Inverse calculation of a crease

Discrete geometric approach

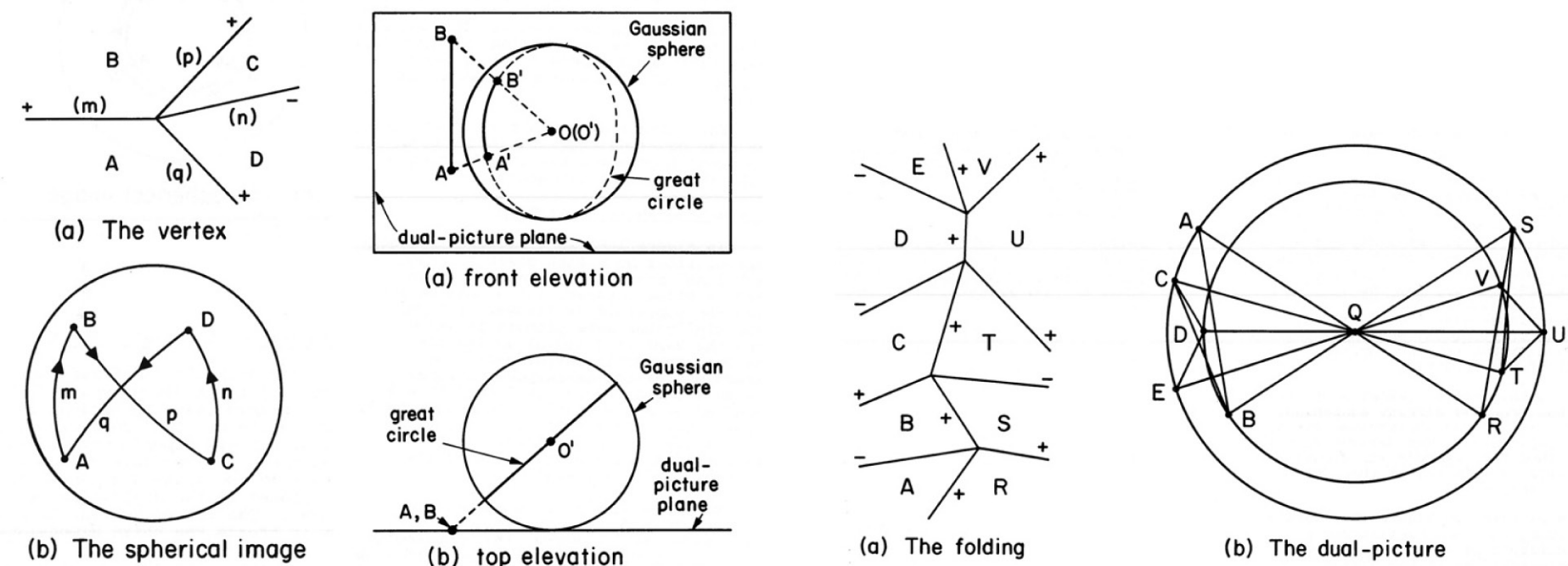


Fig 2.3.5 Mapping of trace on Gauss sphere, crease pattern and corresponding dual (Huffman)

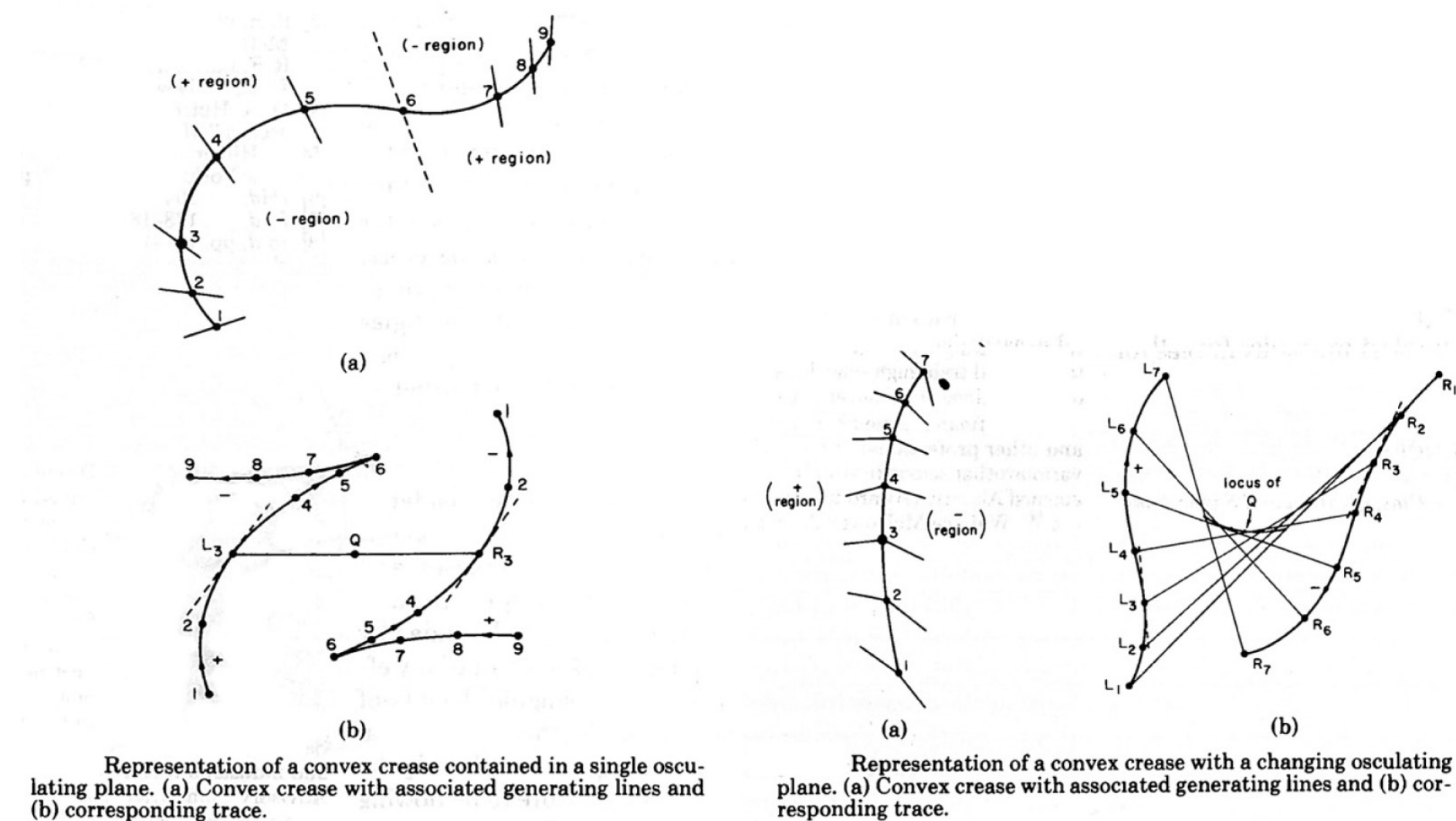


Fig 2.3.6 Crease in plane and dual, General case and dual (Huffman)

3. David Albert Huffman (DAH)

3.1 DAH, a visual biography

Edges and Lines

Paperfolding and curved geometry

Exhibiting and the value of art

Photographing

Making objects

Designing

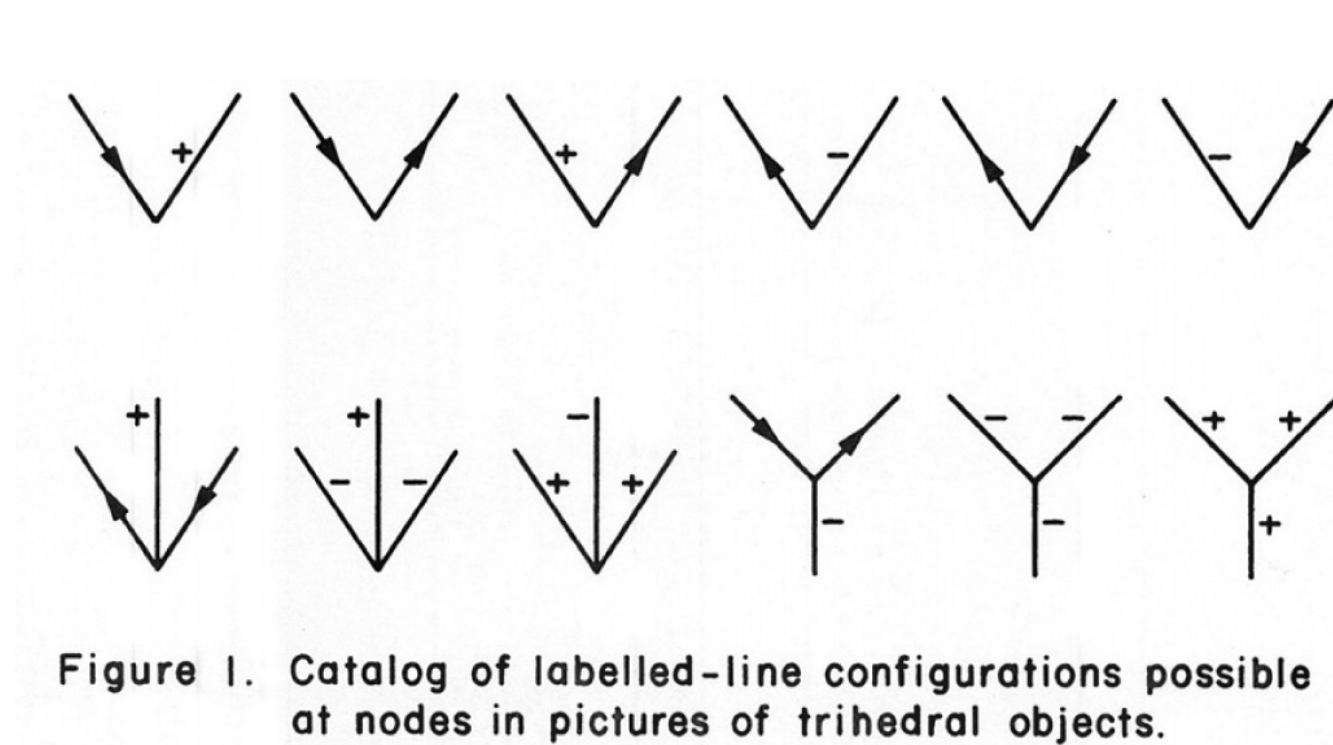


Fig 3.2.1 Huffman's labeling convention for trihedral objects





Fig 3.2.2 Lecture slides of impossible objects (1974, DAH [DAH])

3. David Albert Huffman (DAH)

3.1 DAH, a visual biography

- Edges and Lines
- Paperfolding and curved geometry
- Exhibiting and the value of art
- Photographing
- Making objects
- Designing



3. David Albert Huffman (DAH)

3.1 DAH, a visual biography

Edges and Lines

Paperfolding and curved geometry

Exhibiting and the value of art

Photographing

Making objects

Designing




Fig 3.2.8 Exhibition at UCSC in 1978, Huffman's living room (undated, [TG])

3. David Albert Huffman (DAH)

3.1 DAH, a visual biography

Edges and Lines
Paperfolding and curved geometry
Exhibiting and the value of art
Photographing
Making objects
Designing




Fig 3.2.11 '4-lobed, cloverleaf design" (probably 1977 DAH [DAH])

Fig 3.2.12 'Detail photographs of straight crease tilings (1978, 1978, 1977, DAH [DAH])

3. David Albert Huffman (DAH)

3.3 DAH, mathematical models as tools

Catalog of curves

Curve Plotting

Discrete curves

Tiling

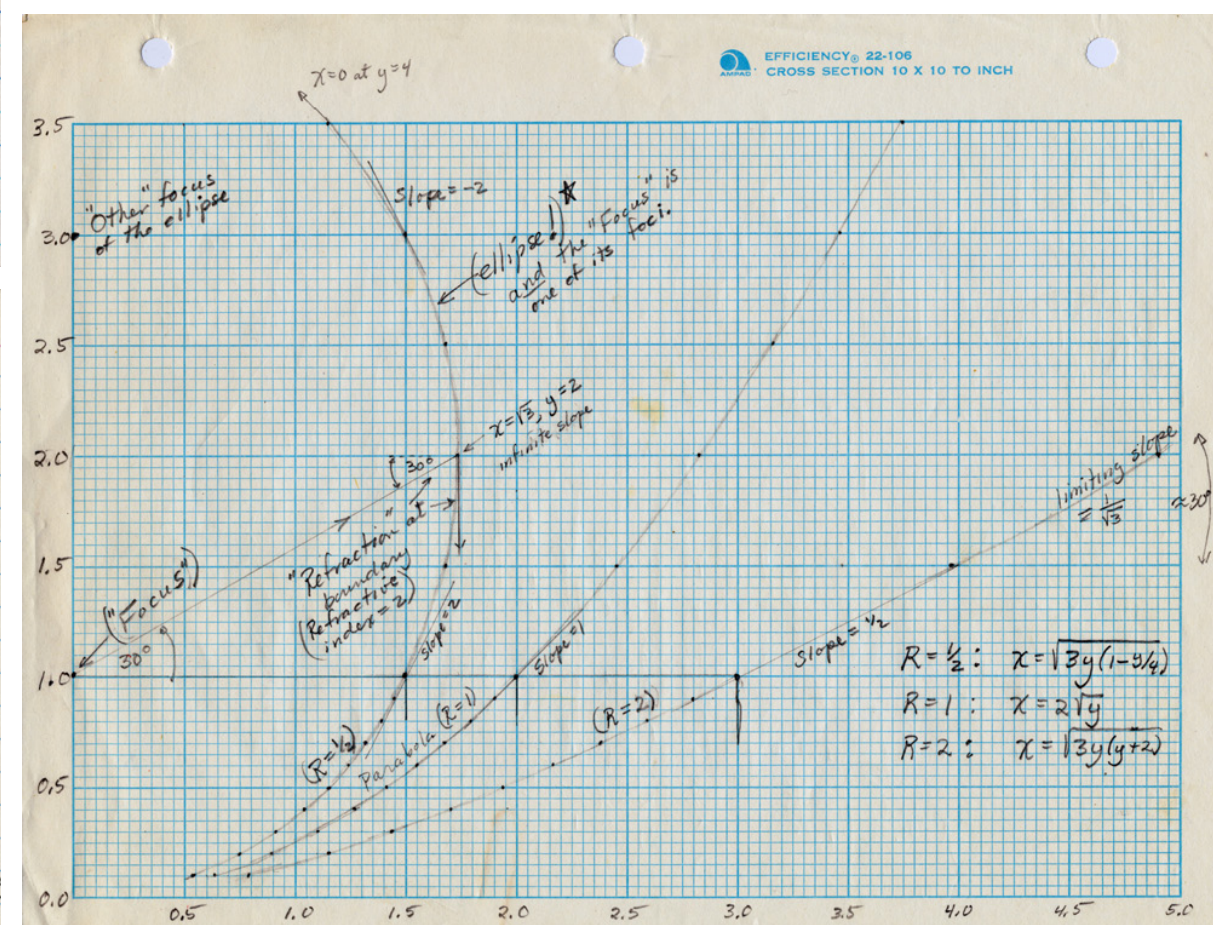
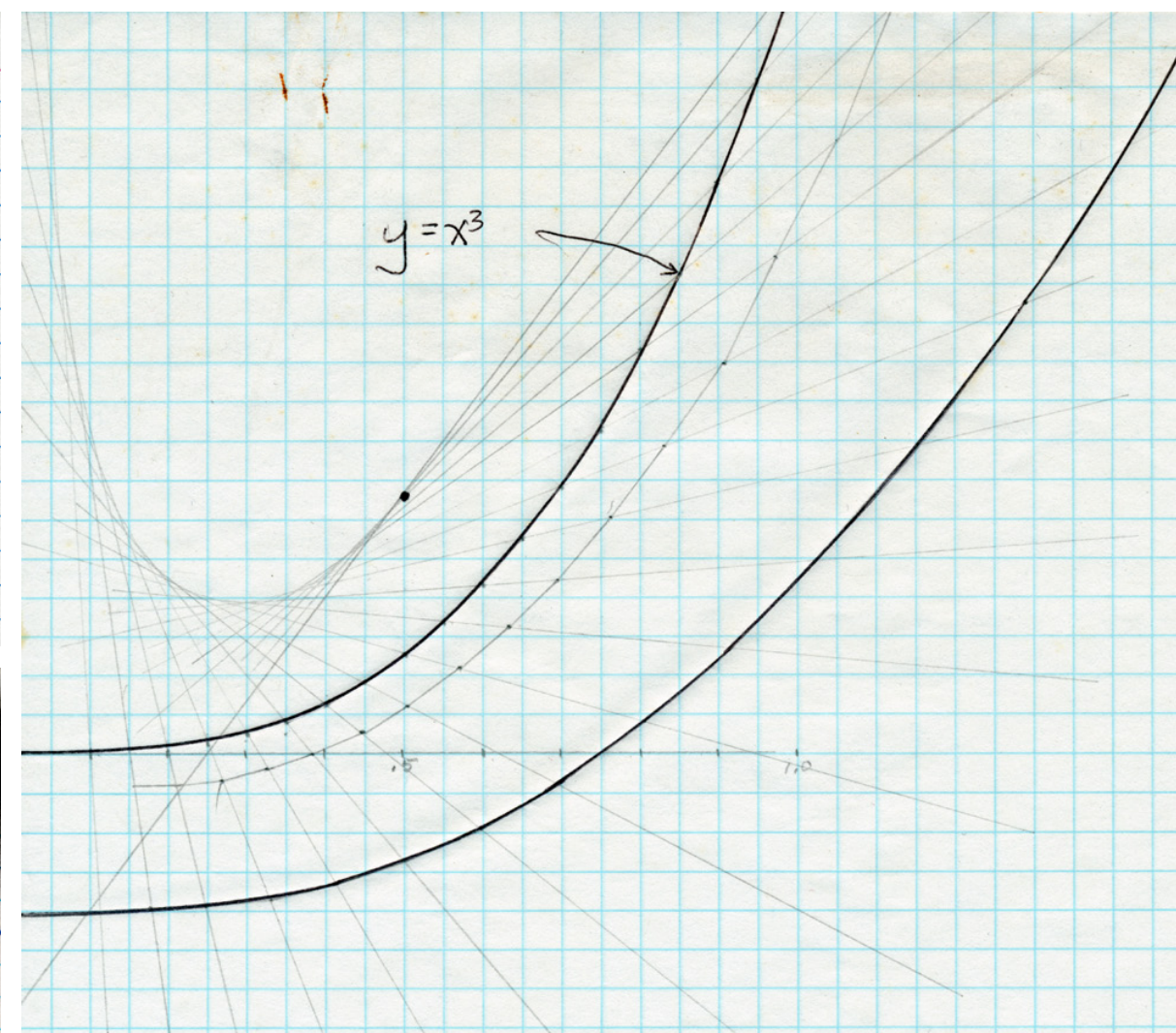
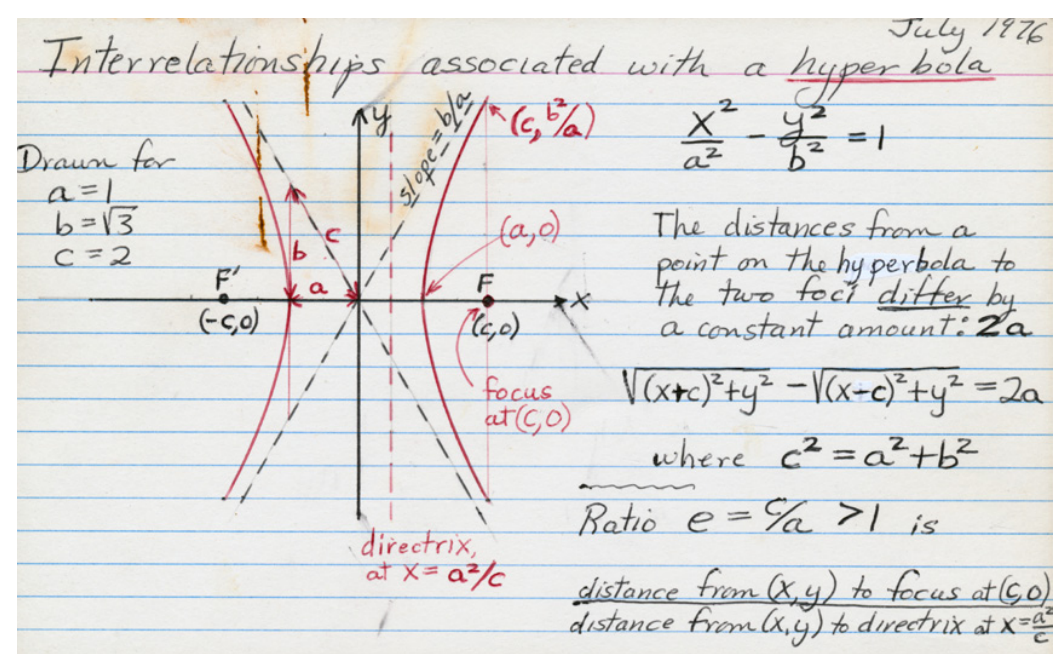
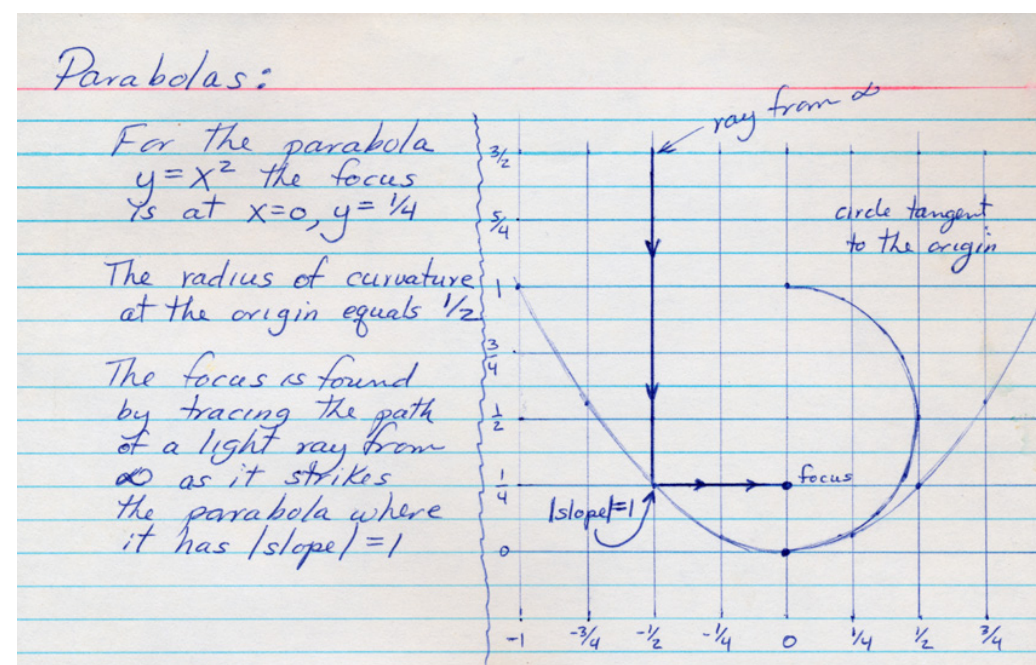
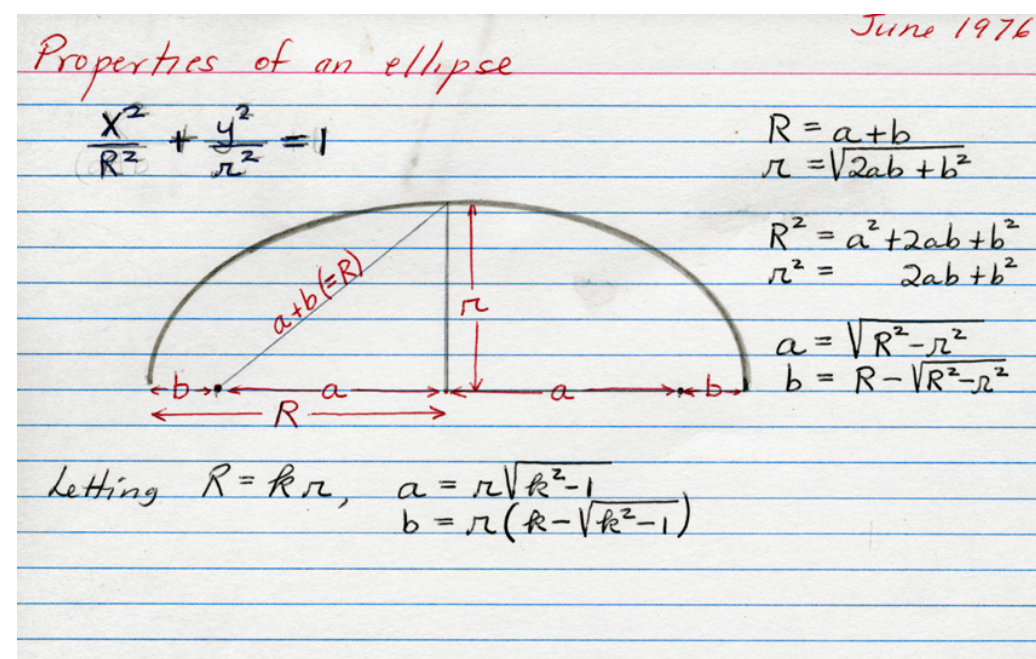


Fig 3.3.1 Conic sections, scaled parabola and a combination of curves (some from 1976, DAH [DK])

3. David Albert Huffman (DAH)

3.3 DAH, mathematical models as tools

Catalog of curves

Curve Plotting

Discrete curves

Tiling


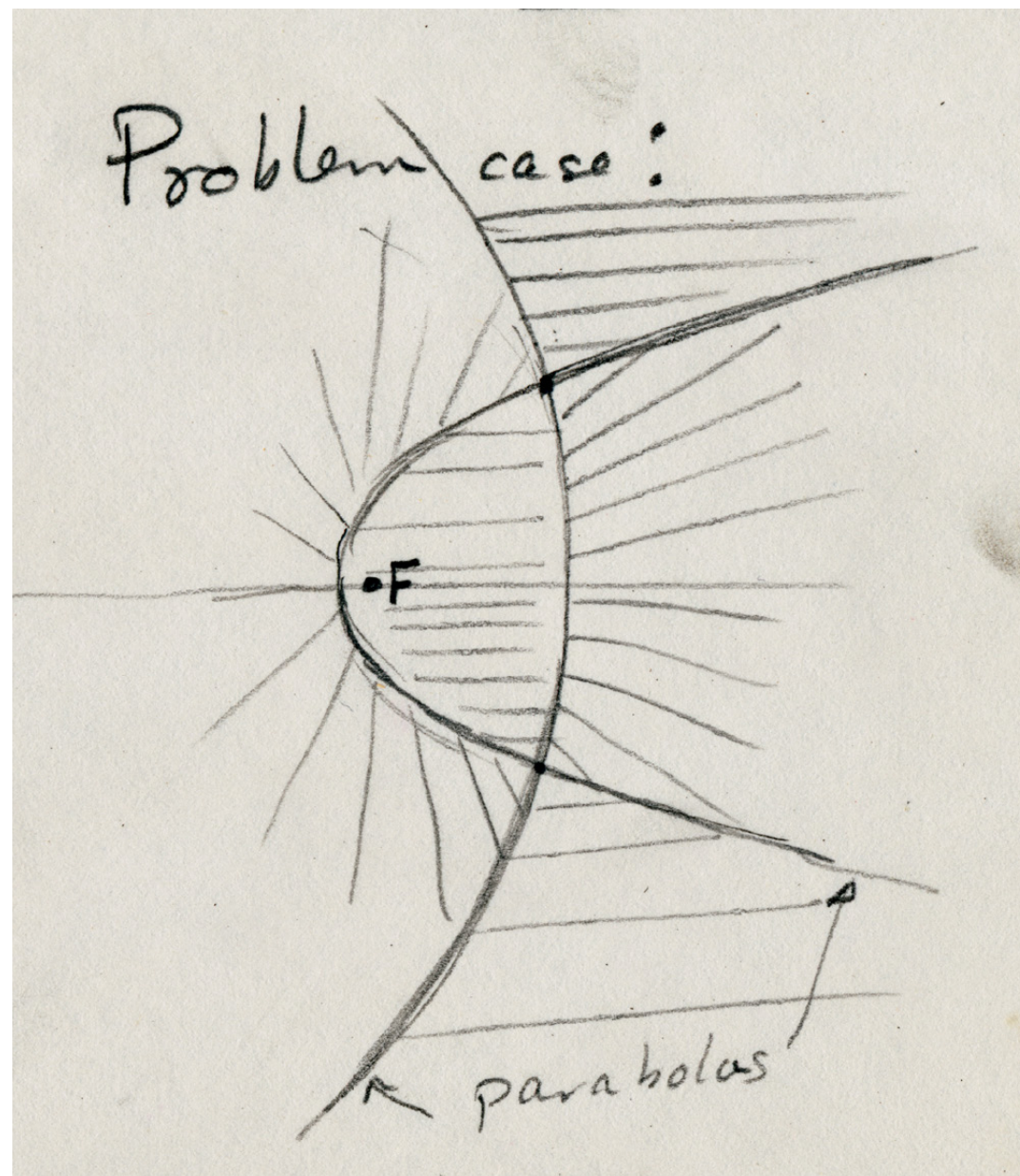


Fig 3.3.2 Sketch (undated, DAH [DAH]), Drawing (undated, DAH [DAH])

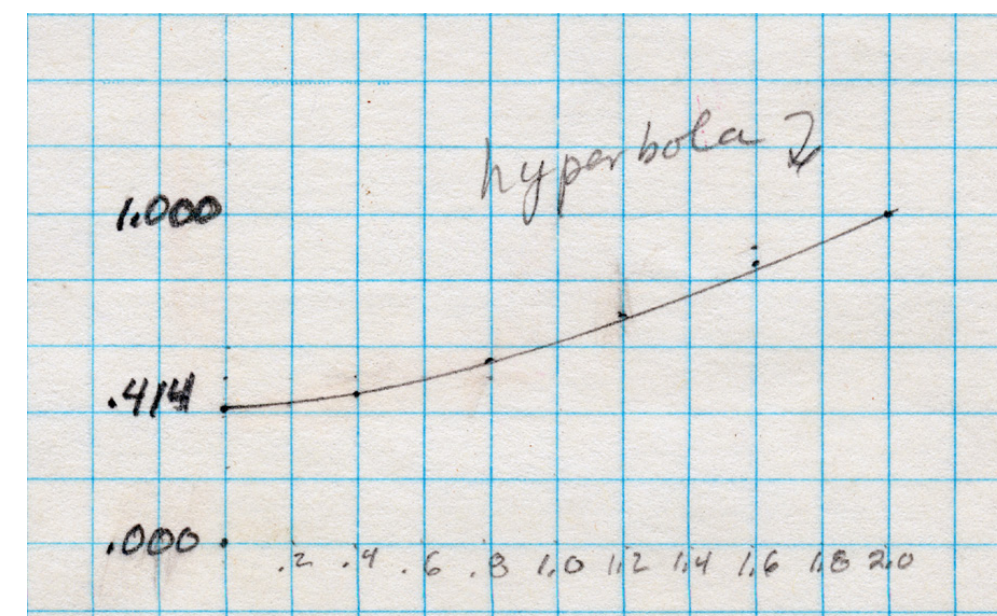
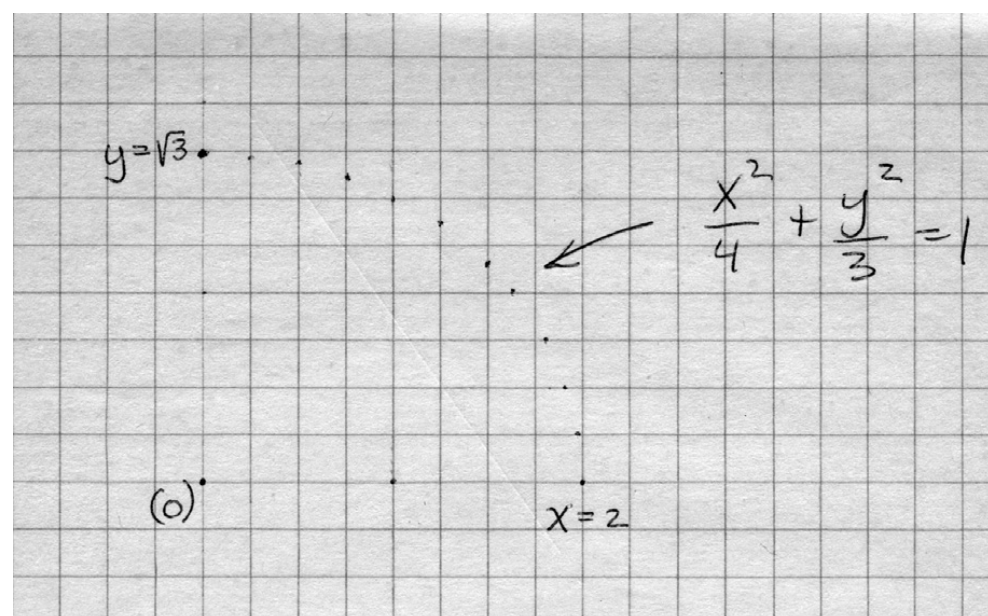


Fig 3.3.3 Sketches of curve plotting on graph paper

3. David Albert Huffman (DAH)

3.4 DAH and his tool drawer

The drafting table

French curves and custom templates

The ball burnisher

Folding aids




Fig 3.4.3 French curves sets with Huffman's markings [EAH]




Fig 3.4.5 X-Acto Letraset Craft Burnisher [DK]



Fig 3.4.6 Folding aids made of recycled margarine containers [EAH], Compass set and knives [EAH]

4. A taxonomy of DAH's curved crease paperfolding work

Archival material

The taxonomy

Definitions of crease pattern, ruling and gadget

Individual designs

The categories of the taxonomy

The tile of a crease pattern

4.1 Cylinder reflection

I Reflection

Cylinder reflection along sine curve or along parabola

Cylinder reflection along sine curve and tucking

Discrete cylinder reflection

4.2 Cone reflection

Cone reflection between two planes

Cone reflection with rotating axis

Cone reflection parallel to axis

Cone reflection and tucking

Cone reflection of general and partial cones

4.3 Gadgets with ellipses

II Refraction Gadgets

Single ellipse

Gadgets with ellipses and tucking

4.4 Gadgets with parabolas

Gadgets with parabolas and pleating

Gadgets with parabolas and line segments

Gadgets with parabolas and line segments with a smooth transition

Gadgets with parabolas, line segments and circles

Gadgets with parabolas and line segments with inverted smooth transition

Gadgets with parabolic splines

Gadgets with parabolic splines with inclined axis

Gadgets with parabolic splines and circles

Gadgets with pleated parabolic splines

Gadgets with parabolic splines and line segments

Gadgets with parabolic splines and line segments for Donald Knuth

Gadgets with mixed splines and line segments

4.5 Gadgets with hyperbolas**4.6 Gadgets with parabolas and ellipses**

Gadgets with parabolas, ellipses and line segments

4.7 Gadgets with parabolas, circles and ellipses

Gadgets with parabolas and circles

Gadgets with parabolas and ellipses

4.8 Gadgets with ellipses and hyperbolas

Gadgets with ellipses, hyperbolas and line segments

Gadgets with elliptic and hyperbolic splines

4.9 Gadgets with ellipses, parabolas and hyperbolas**4.10 Cone and cylinder gadget**

III Forced Rulings

4.11 Cyclic tilings with converging curves

IV Converging Curves

Tilings with central vertex

Tilings with central gap or line segment

Tilings with central polygon

4.12 Tilings with loxodromic spirals**4.13 Sinks and vortexes**

[I Reflection]

I Cylinder reflection

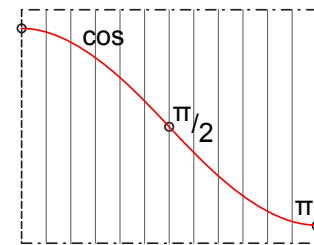


Fig 4.1.4

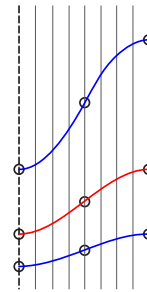


Fig 4.1.6

I Cylinder reflection and tucking

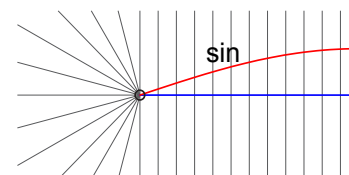


Fig 4.1.16

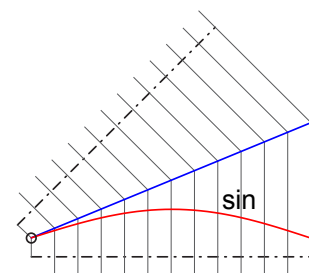


Fig 4.1.21

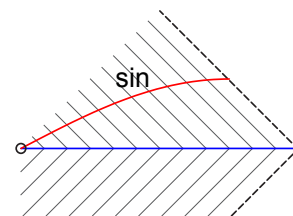


Fig 4.1.26

I Cone reflection

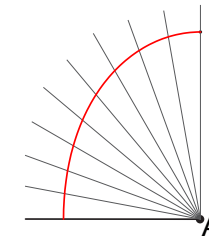


Fig 4.2.3

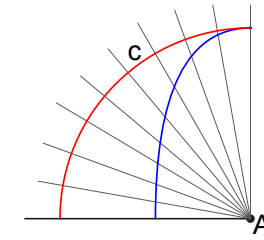


Fig 4.2.16

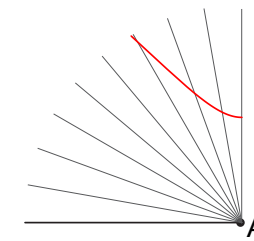


Fig 4.2.47

I Cone reflection and tucking

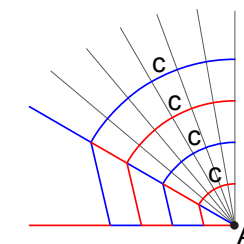


Fig 4.2.51

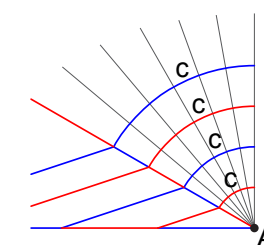


Fig 4.2.53

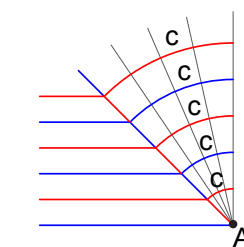


Fig 4.2.55

Fig 4.4 I Reflection

[II Refraction Gadgets]

II Gadgets with ellipses

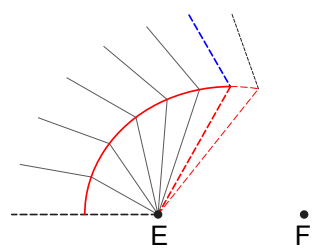


Fig 4.3.2 left

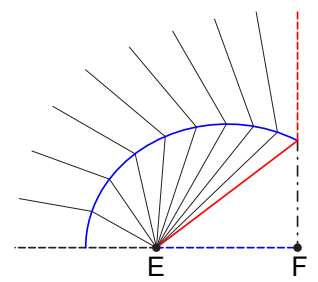


Fig 4.3.2 right

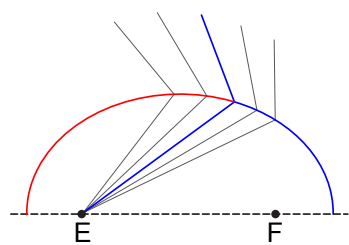


Fig 4.3.3

III Gadgets with parabolas

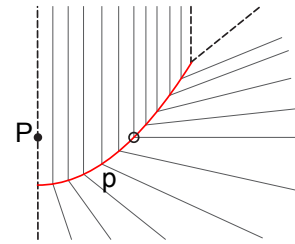


Fig 4.4.2 left

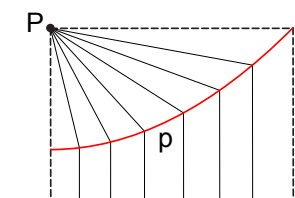


Fig 4.4.2 right

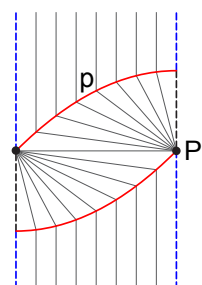


Fig 4.4.28

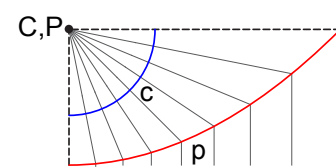


Fig 4.4.45

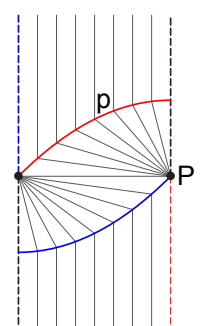


Fig 4.4.54

Gadgets with quadratic splines

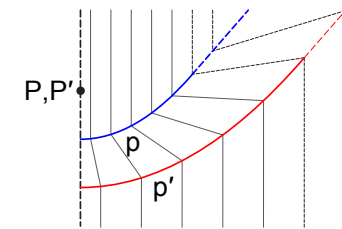


Fig 4.4.63

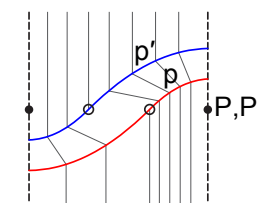


Fig 4.4.68

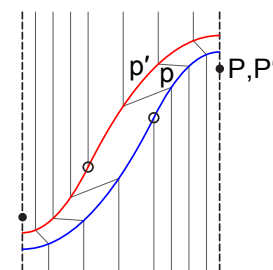


Fig 4.4.87

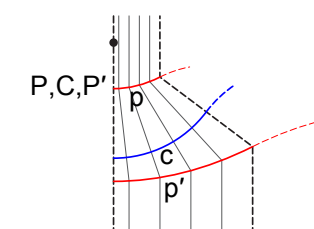


Fig 4.4.102

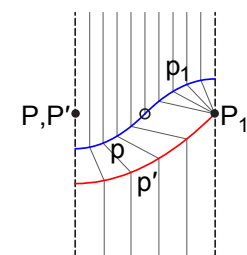


Fig 4.4.115

Gadgets with hyperbolas

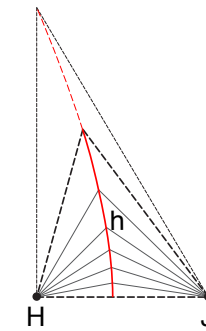


Fig 4.5.2 left

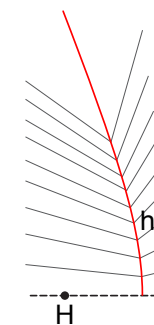


Fig 4.5.2 right

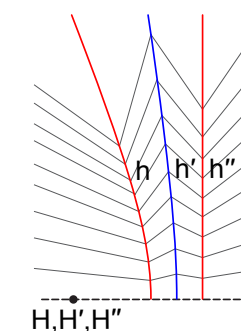


Fig 4.5.3

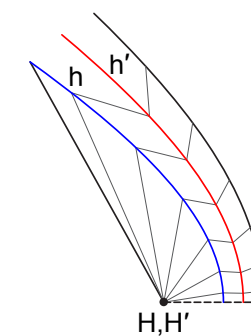


Fig 4.5.6

Fig 4.5 II Refraction gadgets

Fig 4.6 II Refraction gadgets

[II Refraction Gadgets], [III Forced Rulings], [IV Converging Curves]

Gadgets with combined curve types

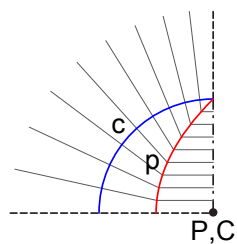


Fig 4.6.3 left

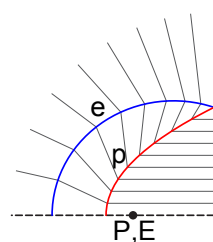


Fig 4.6.3 right

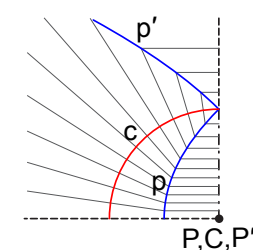


Fig 4.7.2

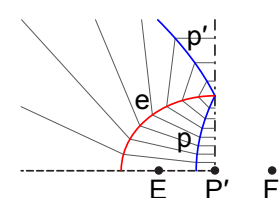


Fig 4.7.15

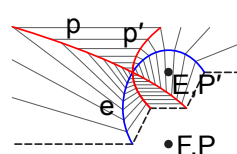


Fig 4.7.20

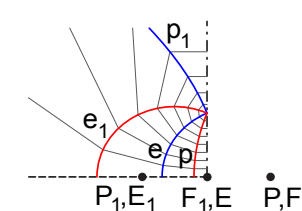


Fig 4.7.22

Gadgets with combined curve types

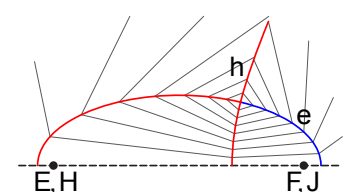


Fig 4.8.2

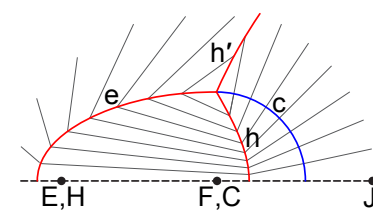


Fig 4.8.4

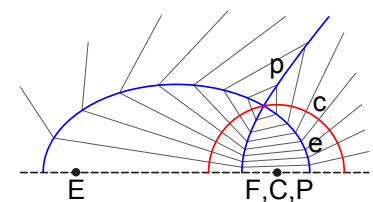


Fig 4.8.8

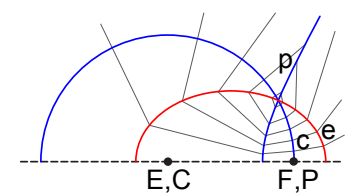


Fig 4.8.17

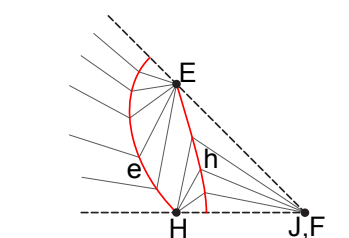


Fig 4.8.18

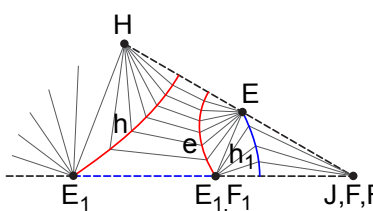


Fig 4.8.24

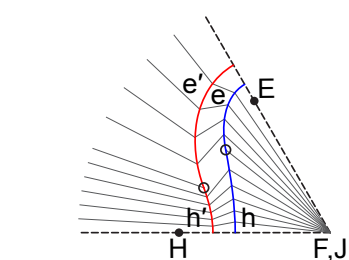


Fig 4.8.26

II Gadgets with combined curve types

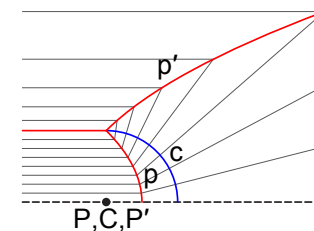


Fig 4.9.2

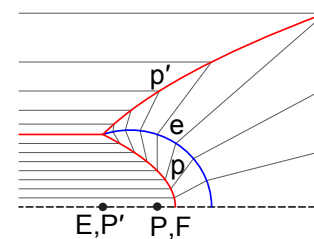


Fig 4.9.4

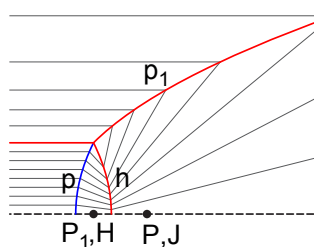


Fig 4.9.8

III Forced Rulings

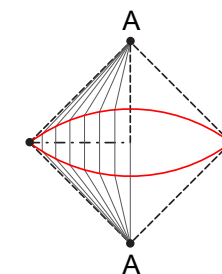


Fig 4.10.3

IV Converging curves

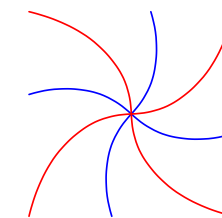


Fig 4.11.1

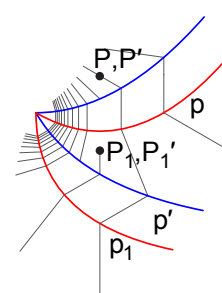
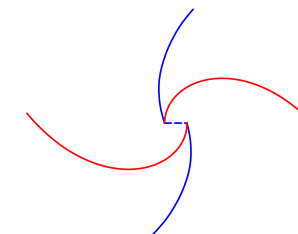


Fig 4.11.8



(Fig 4.11.16) Fig 4.11.19

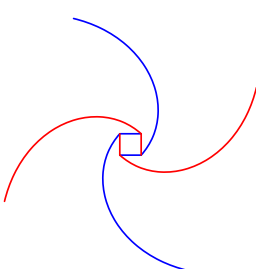


Fig 4.11.26




Fig 4.11.28 (Fig 4.11.30)




Fig 4.13.11

Fig 4.7 II Refraction gadgets

Fig 4.8 II Refraction gadgets, III Forced Rulings, IV Converging Curves

4. A taxonomy of DAH's curved crease paperfolding work

Archival material

The taxonomy

Definitions of crease pattern, ruling and gadget

Individual designs

The categories of the taxonomy

[I Reflection]

[II Refraction Gadgets]

[III Forced Rulings]

[IV Converging Curves]

The tile of a crease pattern

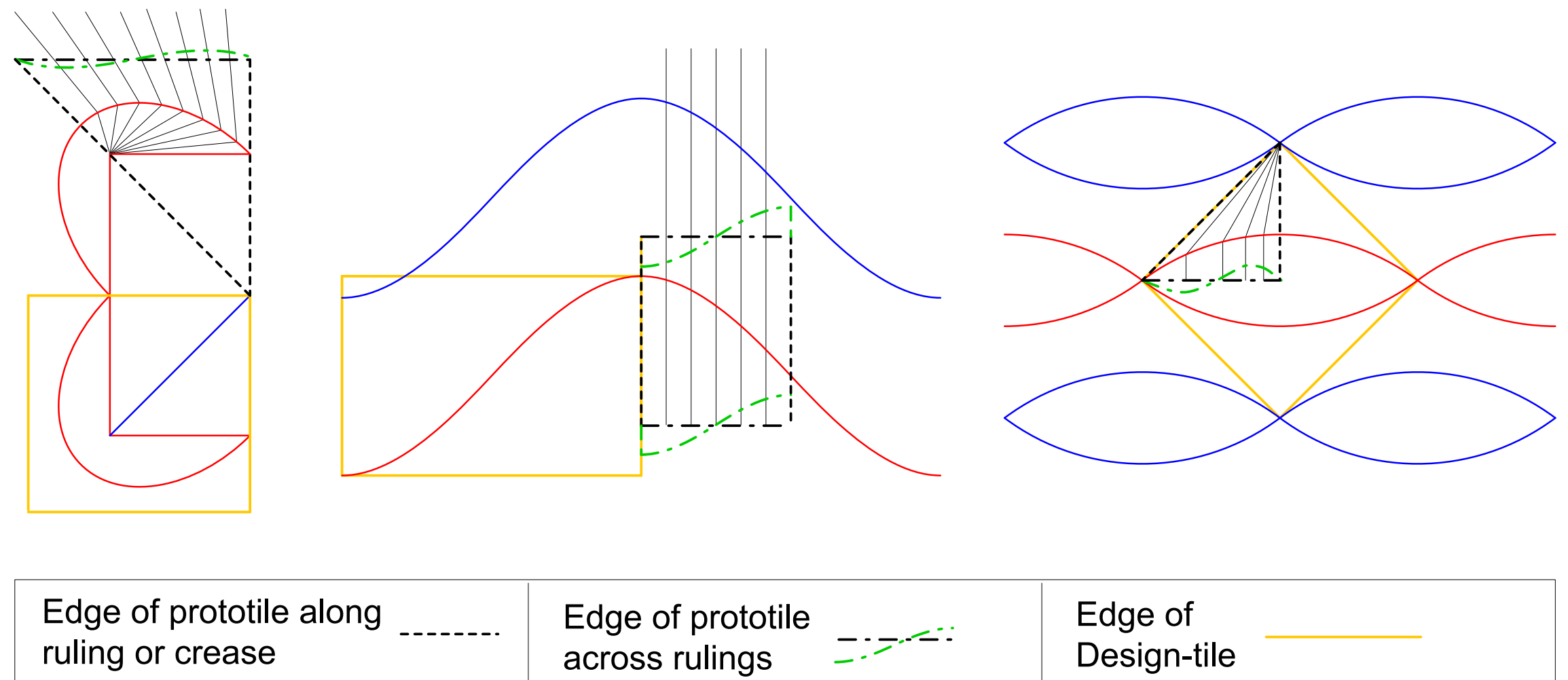


Fig 4.9 Prototiles and design tiles [DK]

4. A taxonomy of DAH's curved crease paperfolding work

[I Reflection]

4.1 Cylinder reflection

Cyl. reflection along sine curve or parabola

Cyl. reflection along sine curve and tucking

Discrete cylinder reflection


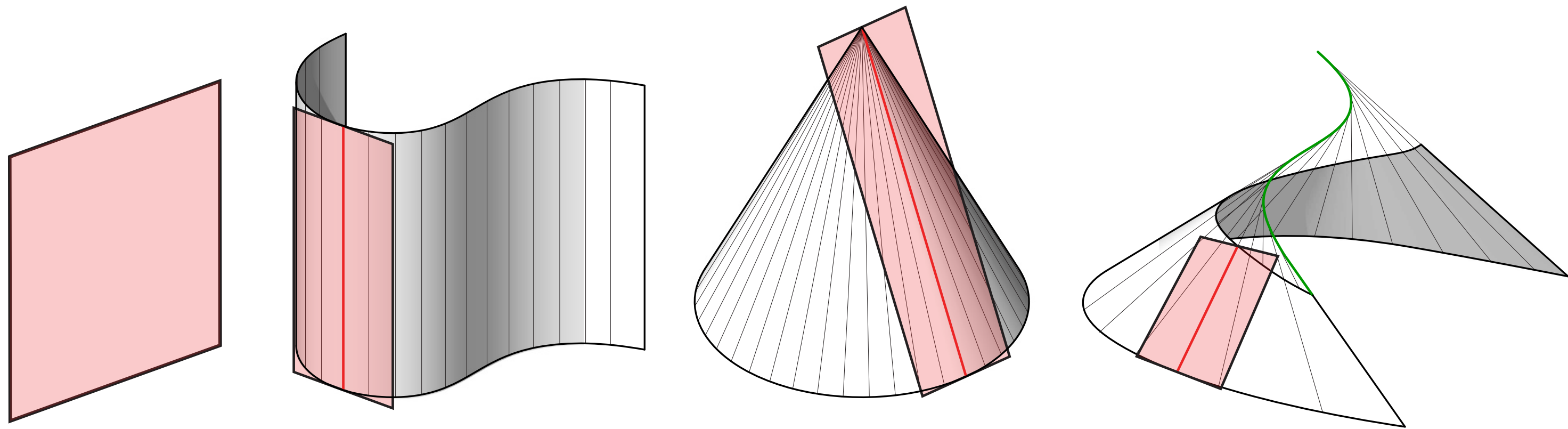


Fig 4.1.10 'Horizontally fluted column' (1977, DAH [TG]), Paper model

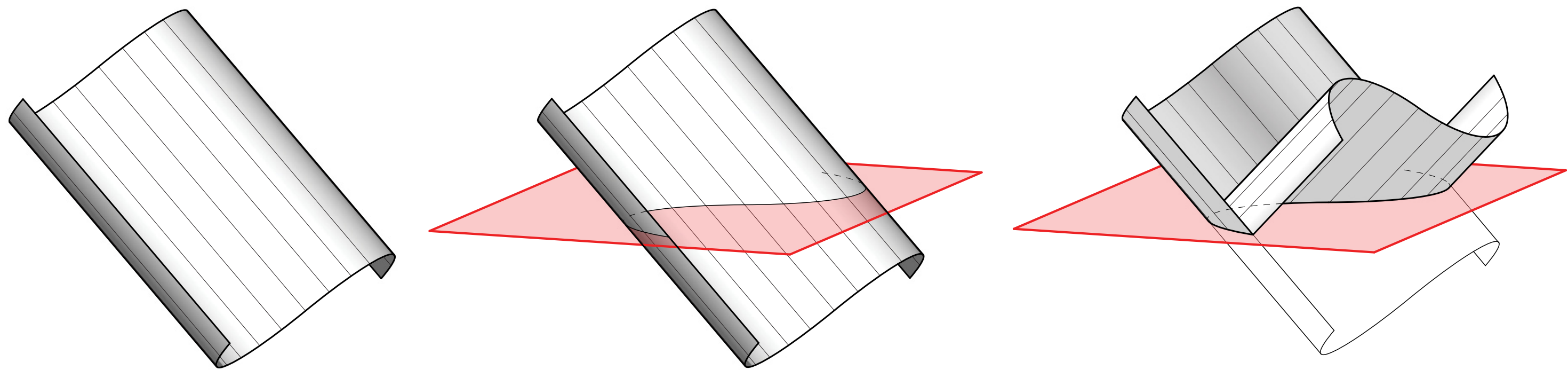
Fig 4.1.12 Model by Ogawa, Vinyl model in flat state (1977, DAH [DAH])

Fig 4.1.11 Vinyl model (1977, DAH [DAH]), Crease pattern [DK]

Fig 4.1.1 Cylinder reflection through a plane



Developable surface: plane, general cylinder, general cone, tangent surface



Reflection of a general cylinder through a plane

4. A taxonomy of DAH's curved crease paperfolding work

[I Reflection]

4.2 Cone reflection

Cone reflection between two planes

Cone reflection with rotating axis

Cone reflection parallel to axis

Cone reflection and tucking

Cone reflection of general and partial cones

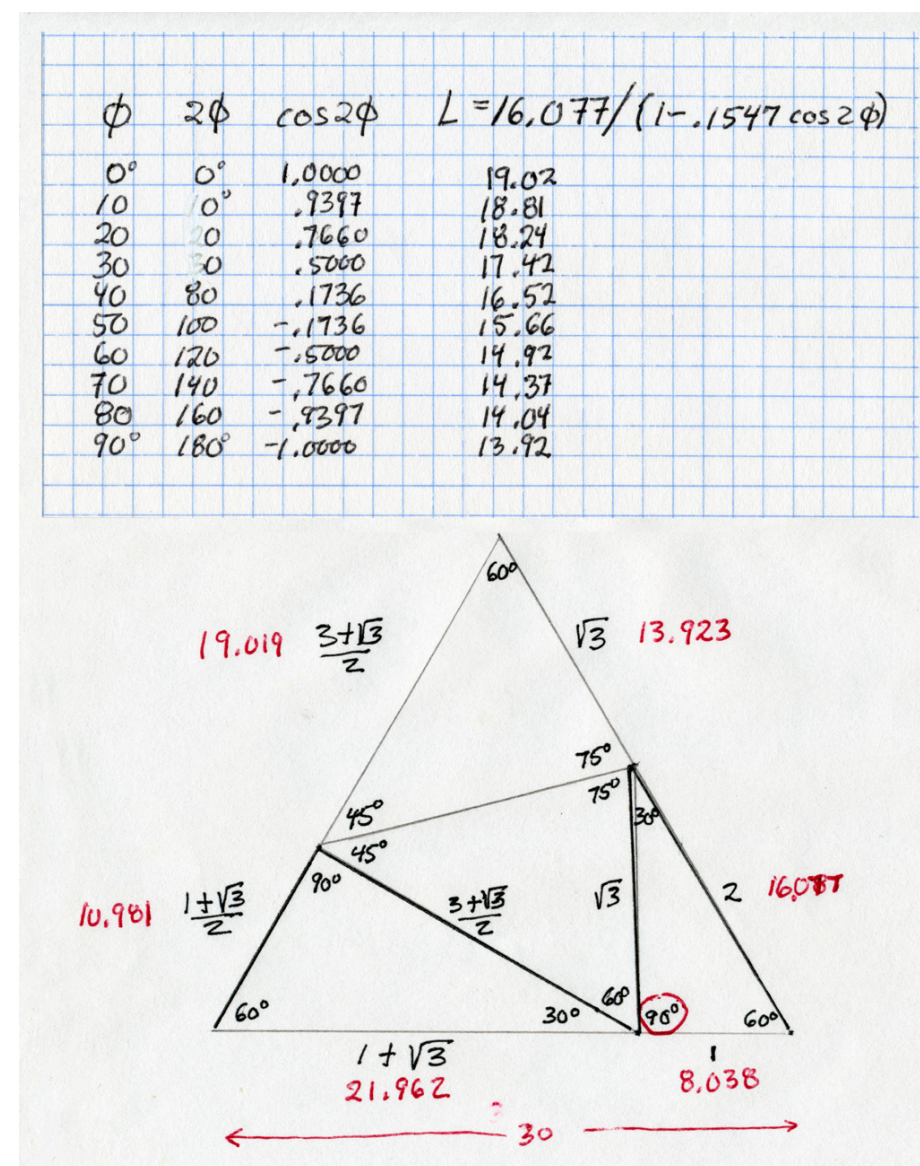
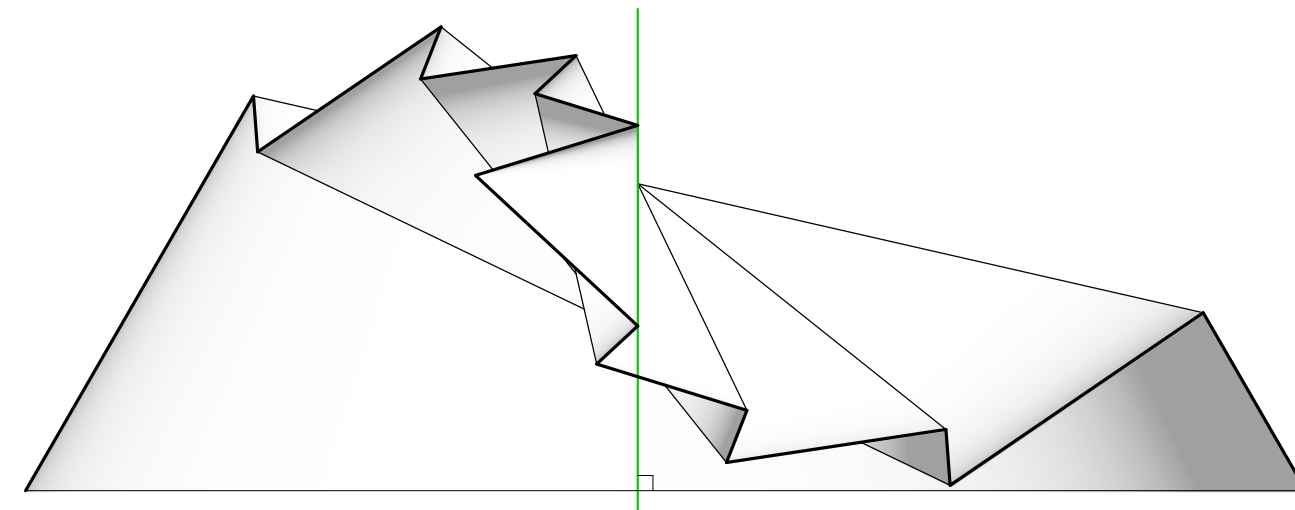


Fig 4.2.1 Section and polar coordinates (undated, DAH)

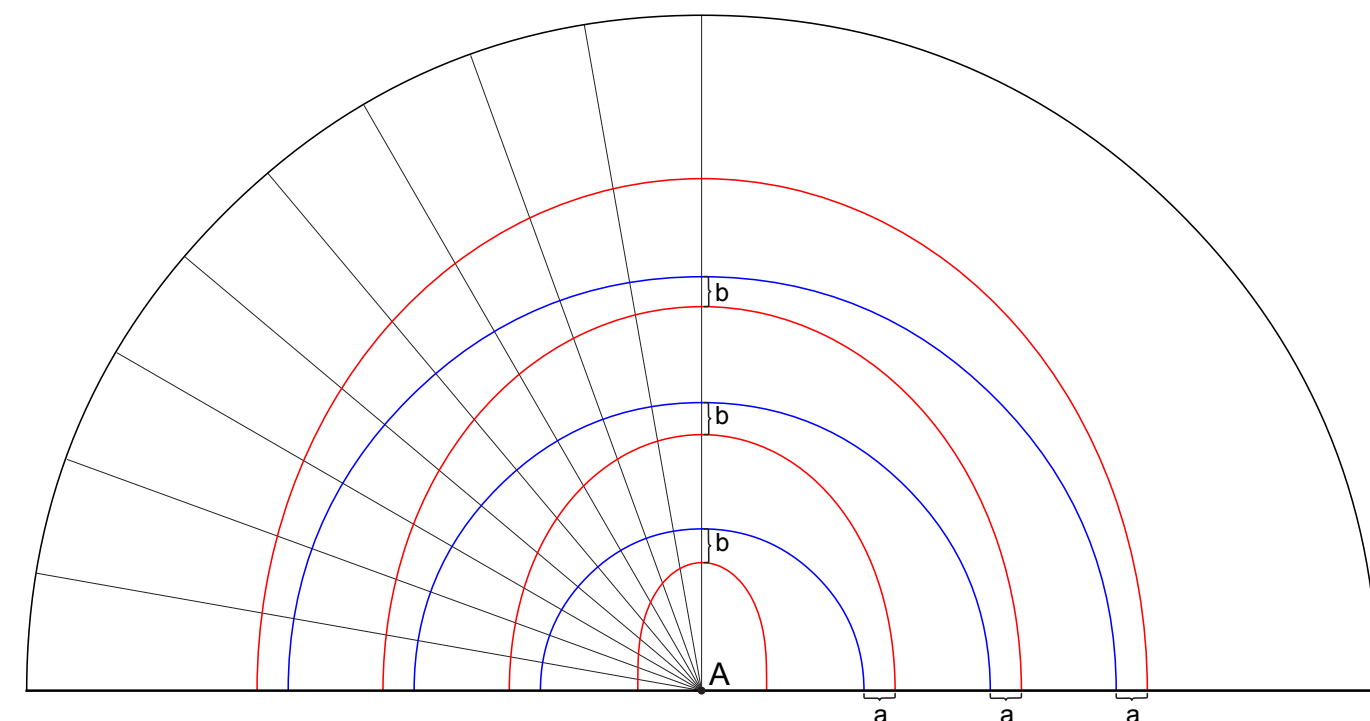
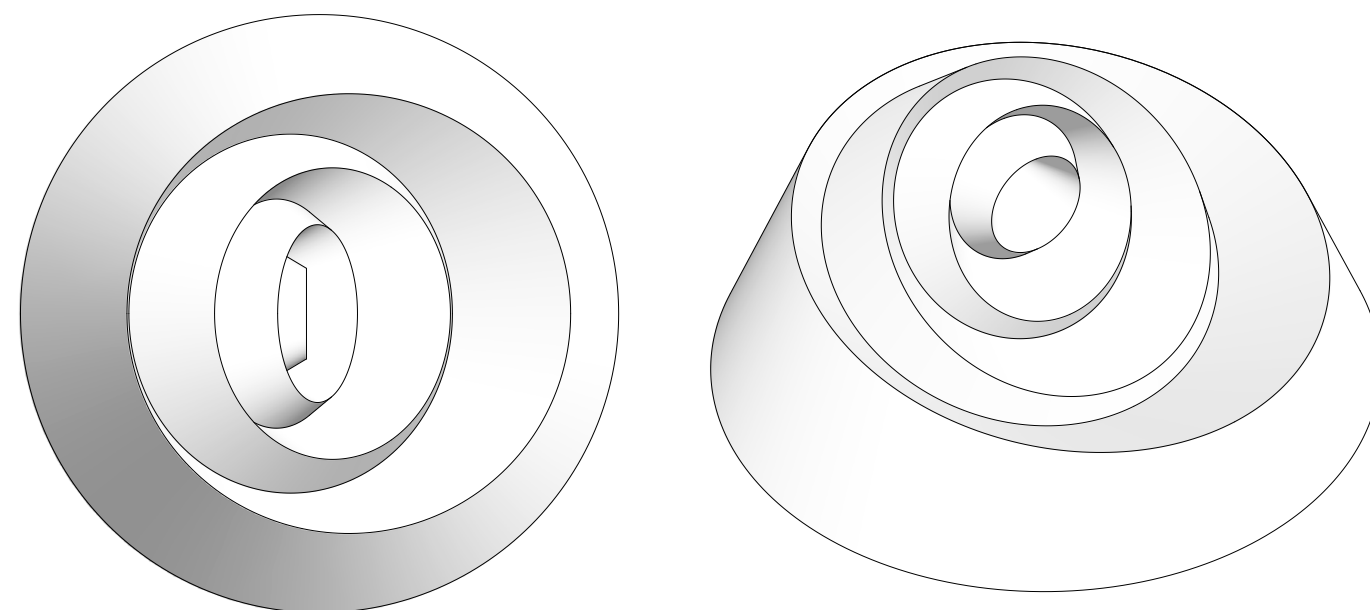


Fig 4.2.42 Folded section [UP]

Fig 4.2.43 3d model [UP]

Fig 4.2.45 Drawing (1978, DAH [DAH])

Fig 4.2.44 Crease pattern [DK]

4. A taxonomy of DAH's curved crease paperfolding work

[II Refraction Gadgets]

4.3 Gadgets with ellipses

Single ellipse

Gadgets with ellipses and tucking



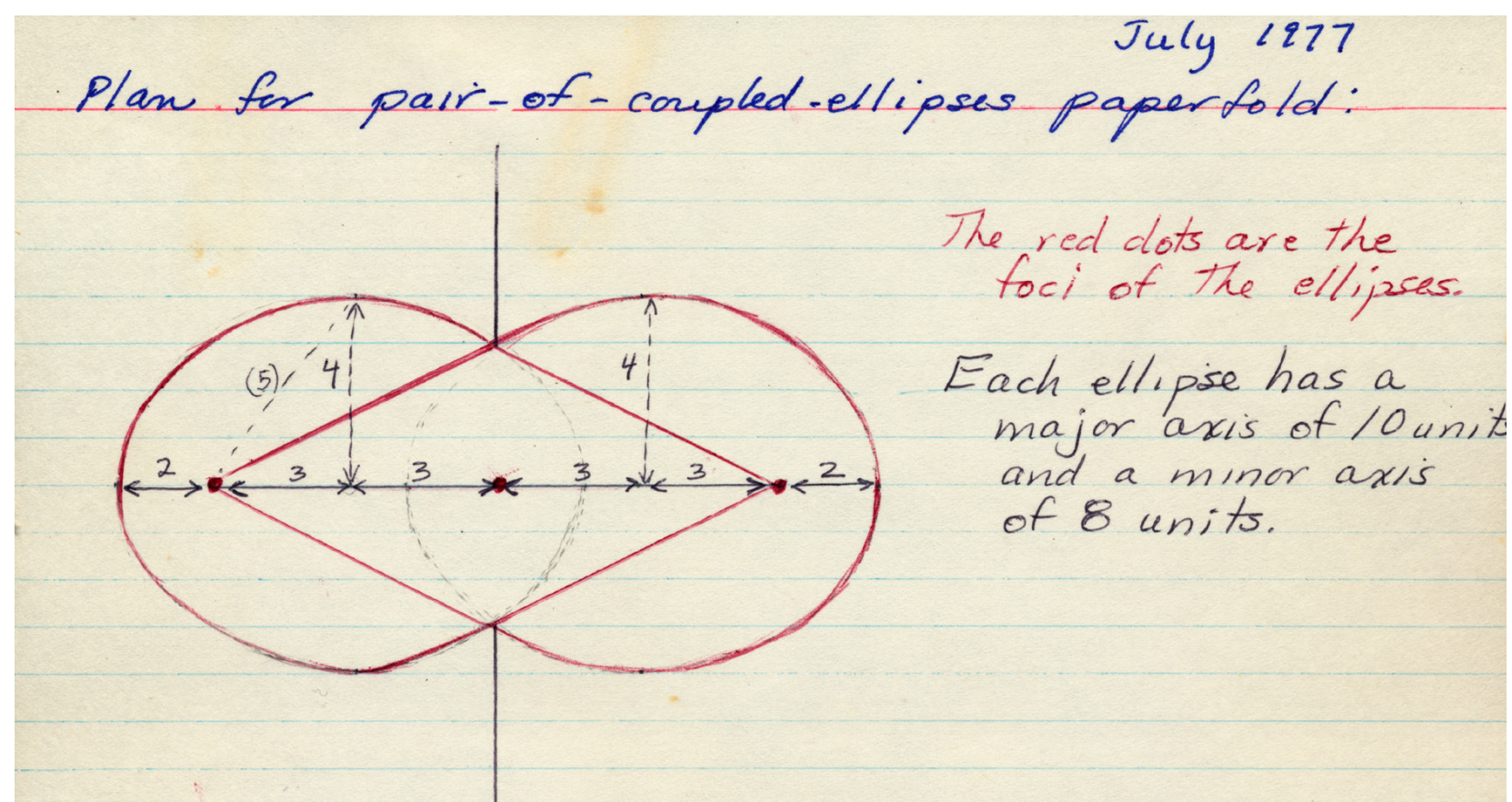

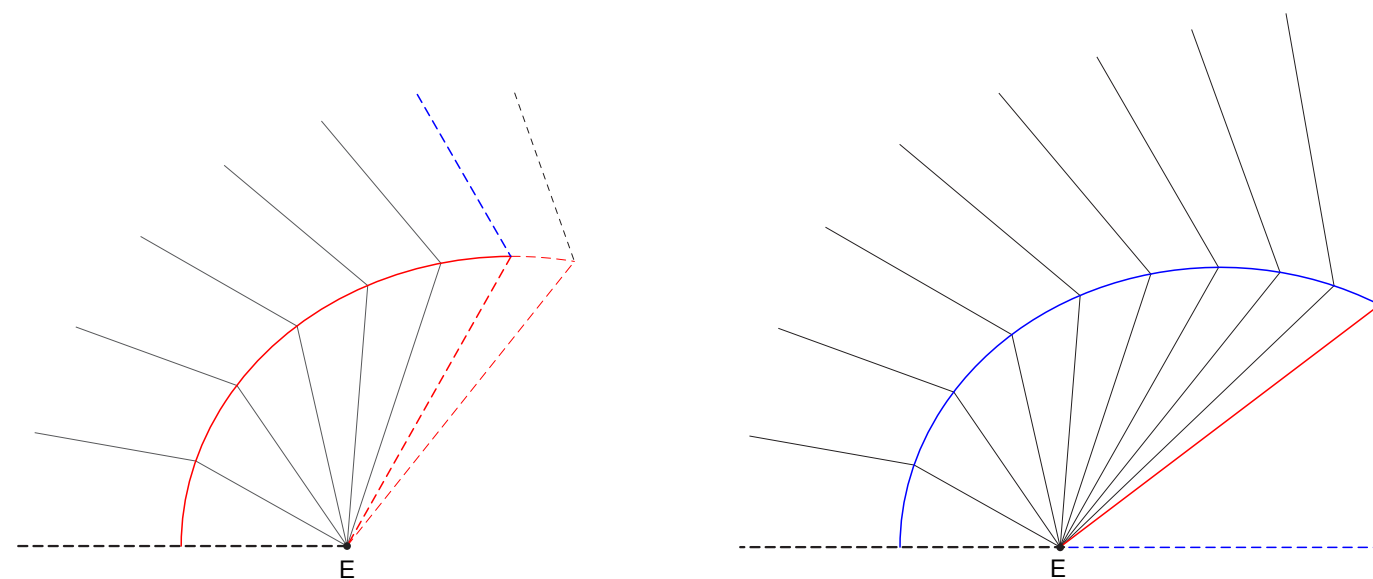


Fig 4.3.1 Index card (undated, DAH [DK])

Fig 4.3.2 Gadget with ellipses [DK]

Fig 4.3.5 Index card (1977, DAH [DK])

Fig 4.3.6 'Pair-of-coupled ellipses' (undated, [DAH] [EAH]), Identical model [EAH])

4. A taxonomy of DAH's curved crease paperfolding work [II Refraction Gadgets]

4.4 Gadgets with parabolas

Gadgets with parabolas and pleating

Gadgets with parabolas and line segments

Gadgets with parabolas and line segments with a smooth transition

Gadgets with parabolas, line segments and circles

Gadgets with parabolas and line segments with inverted smooth transition

Gadgets with parabolic splines

Gadgets with parabolic splines with inclined axis

Gadgets with parabolic splines and circles

Gadgets with pleated parabolic splines

Gadgets with parabolic splines and line segments

Gadgets with parabolic splines and line segments for Donald Knuth

Gadgets with mixed splines and line segments


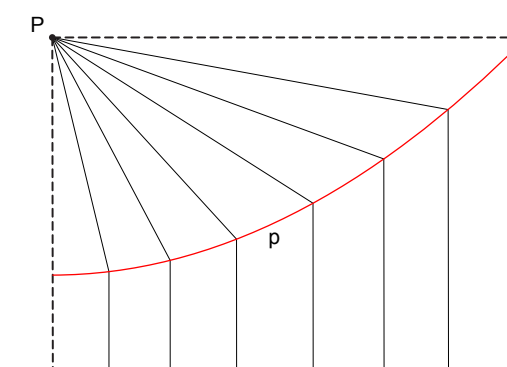

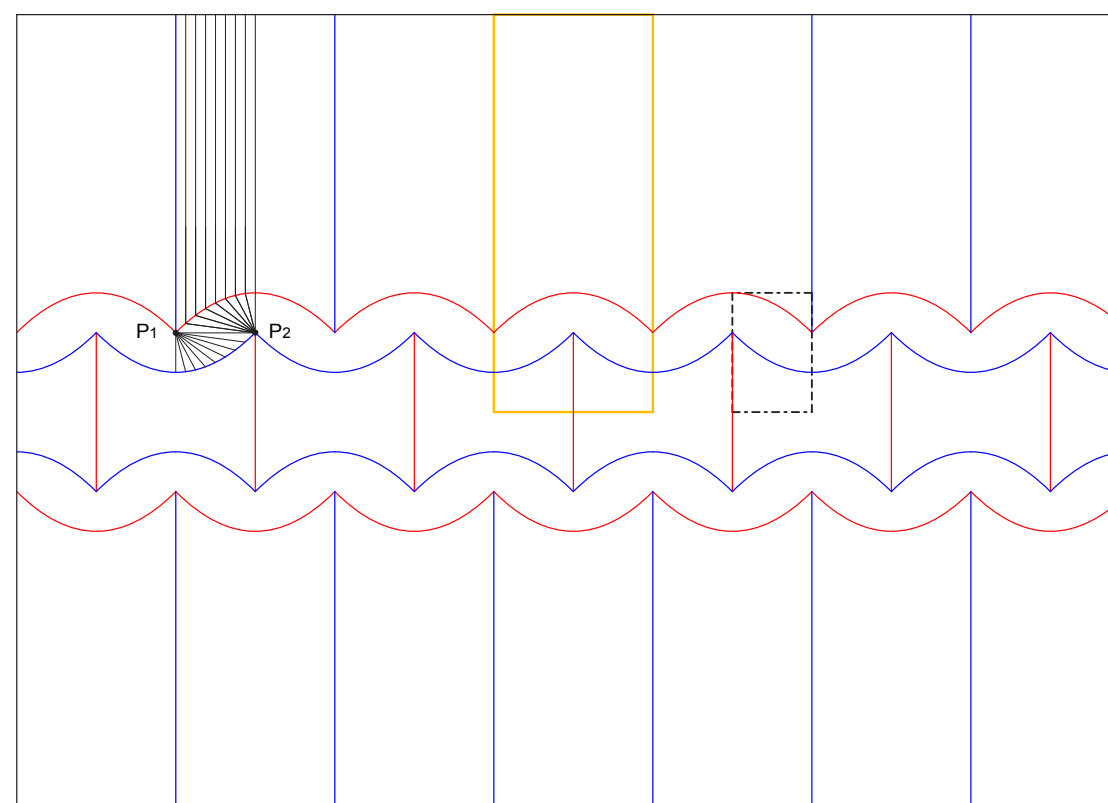


Fig 4.4.44 'Seven interrupted semi cylinders' (1977, DAH [TG])

4. A taxonomy of DAH's curved crease paperfolding work

[II Refraction Gadgets]

4.4 Gadgets with parabolas

Gadgets with parabolas and pleating

Gadgets with parabolas and line segments

Gadgets with parabolas and line segments with a smooth transition

Gadgets with parabolas, line segments and circles

Gadgets with parabolas and line segments with inverted smooth transition

Gadgets with parabolic splines

Gadgets with parabolic splines with inclined axis

Gadgets with parabolic splines and circles

Gadgets with pleated parabolic splines

Gadgets with parabolic splines and line segments

Gadgets with parabolic splines and line segments for Donald Knuth

Gadgets with mixed splines and line segments



Fig 4.4.96 Vinyl model (1998, DAH [TG])

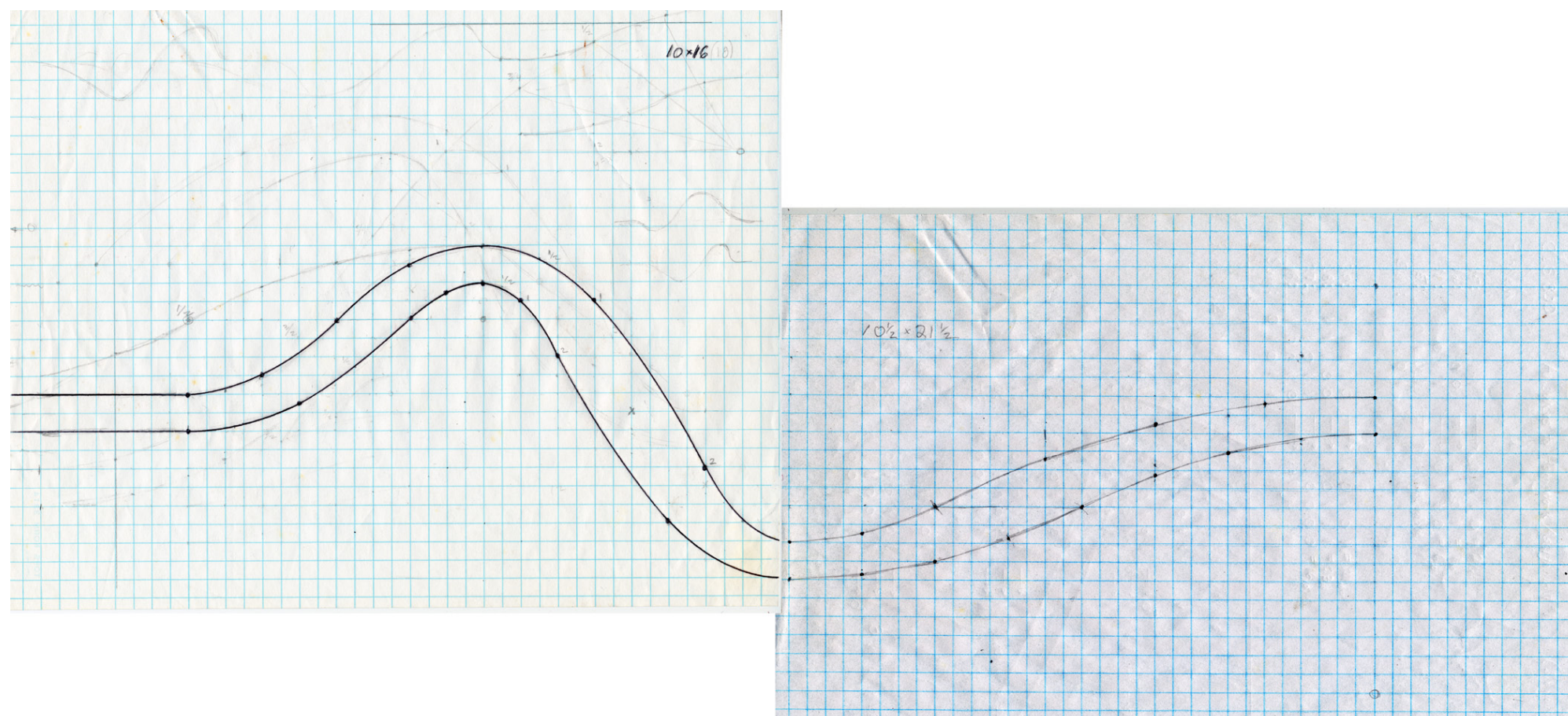


Fig 4.4.97 Drawings (undated, DAH [DK])

4. A taxonomy of DAH's curved crease paperfolding work

[II Refraction Gadgets]

4.4 Gadgets with parabolas

Gadgets with parabolas and pleating

Gadgets with parabolas and line segments

Gadgets with parabolas and line segments with a smooth transition

Gadgets with parabolas, line segments and circles

Gadgets with parabolas and line segments with inverted smooth transition

Gadgets with parabolic splines

Gadgets with parabolic splines with inclined axis

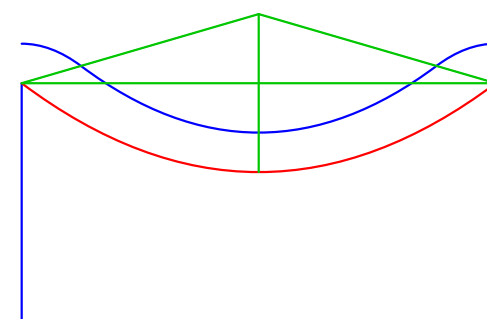
Gadgets with parabolic splines and circles

Gadgets with pleated parabolic splines

Gadgets with parabolic splines and line segments

Gadgets with parabolic splines and line segments for Donald Knuth

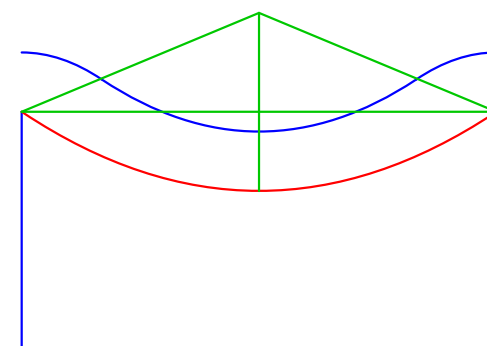
Gadgets with mixed splines and line segments



$$a' = 1/2$$

$$a = 2/3$$

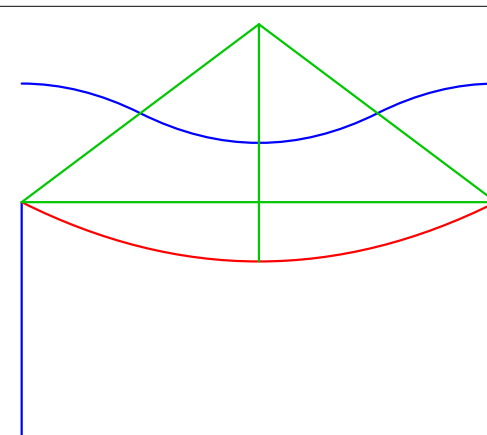
$$b = 1/6$$



$$a' = 1/2$$

$$a = 3/4$$

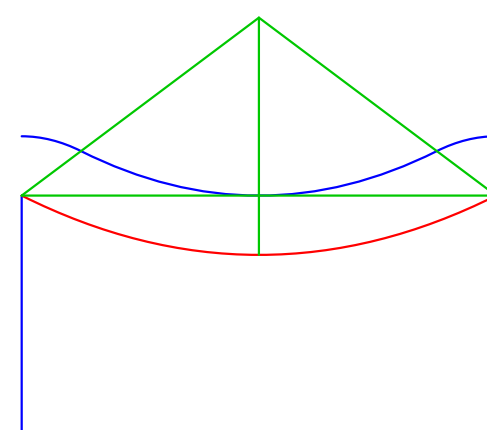
$$b = 1/4$$



$$a' = 1/2$$

$$a = 1$$

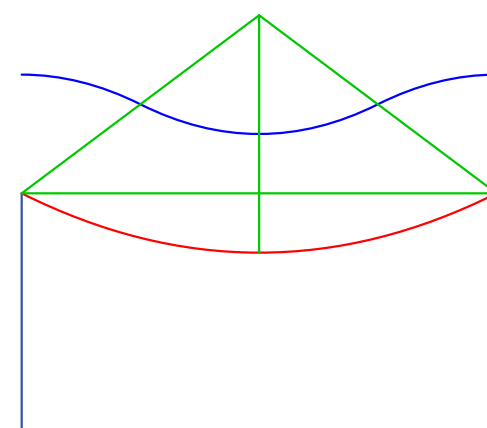
$$b = 1/2$$



$$a' = 3/4$$

$$a = 1$$

$$b = 1/4$$



$$a' = 1/2$$

$$a = 1$$

$$b = 1/2$$

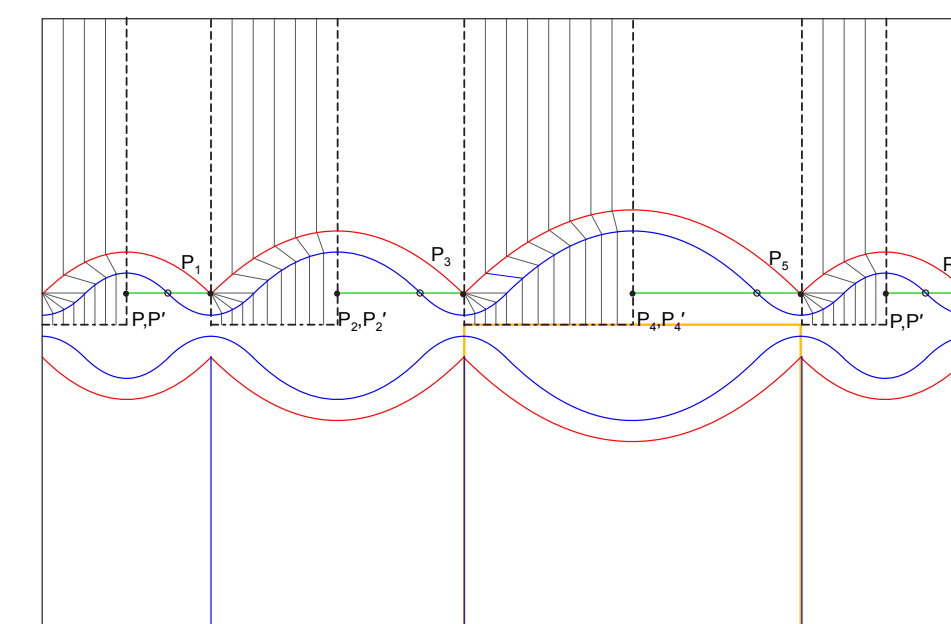
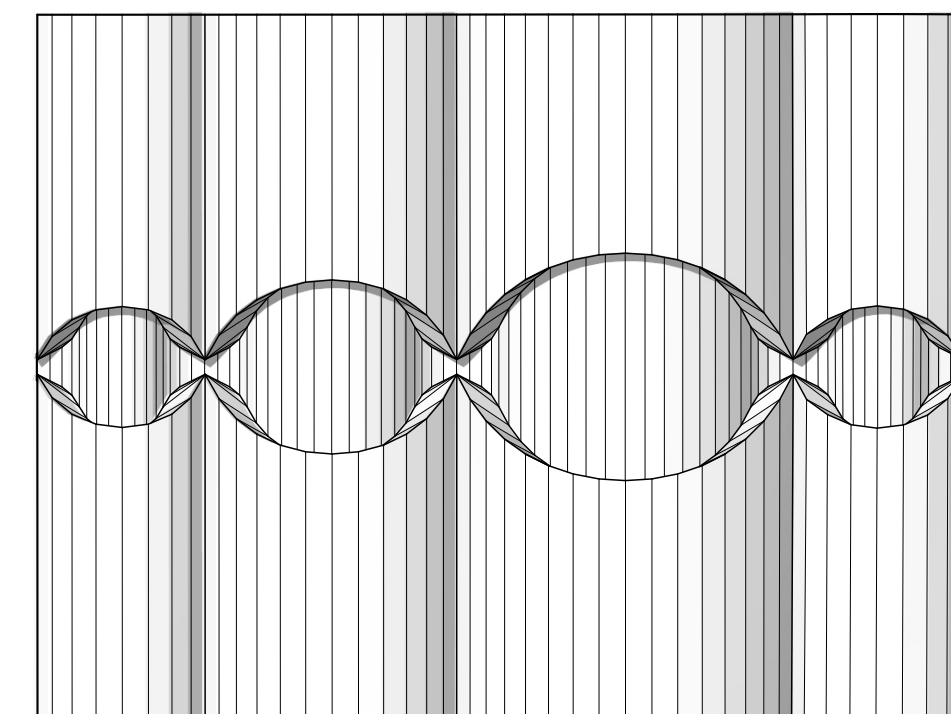



Fig 4.4.131 Paper model (undated, DAH [DK]), Simulated model [AH]

Fig 4.4.2 Gadget table [DK]

Fig 4.4.132 Crease pattern [DK]

4. A taxonomy of DAH's curved crease paperfolding work [II Refraction Gadgets]

4.5 Gadgets with hyperbolas

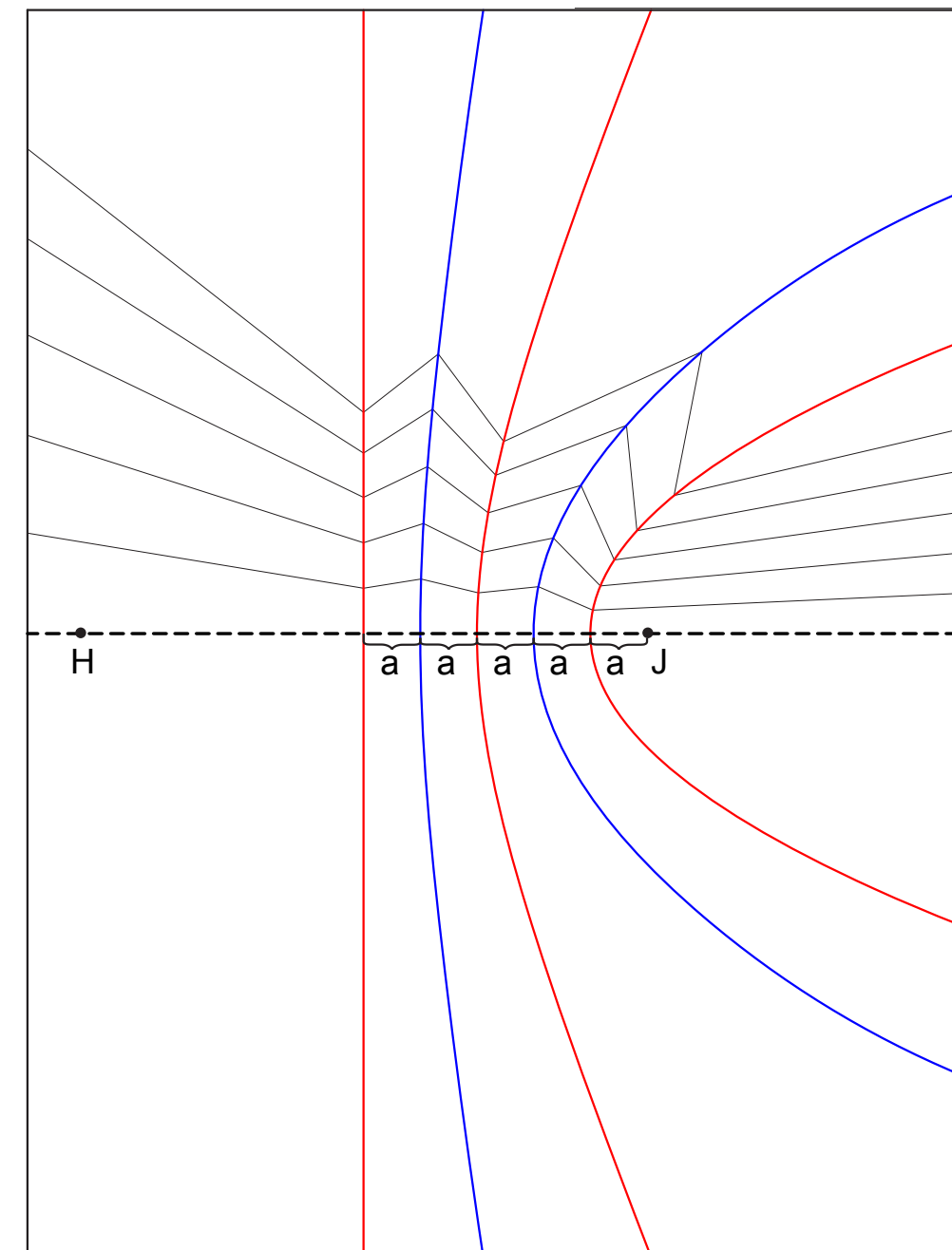
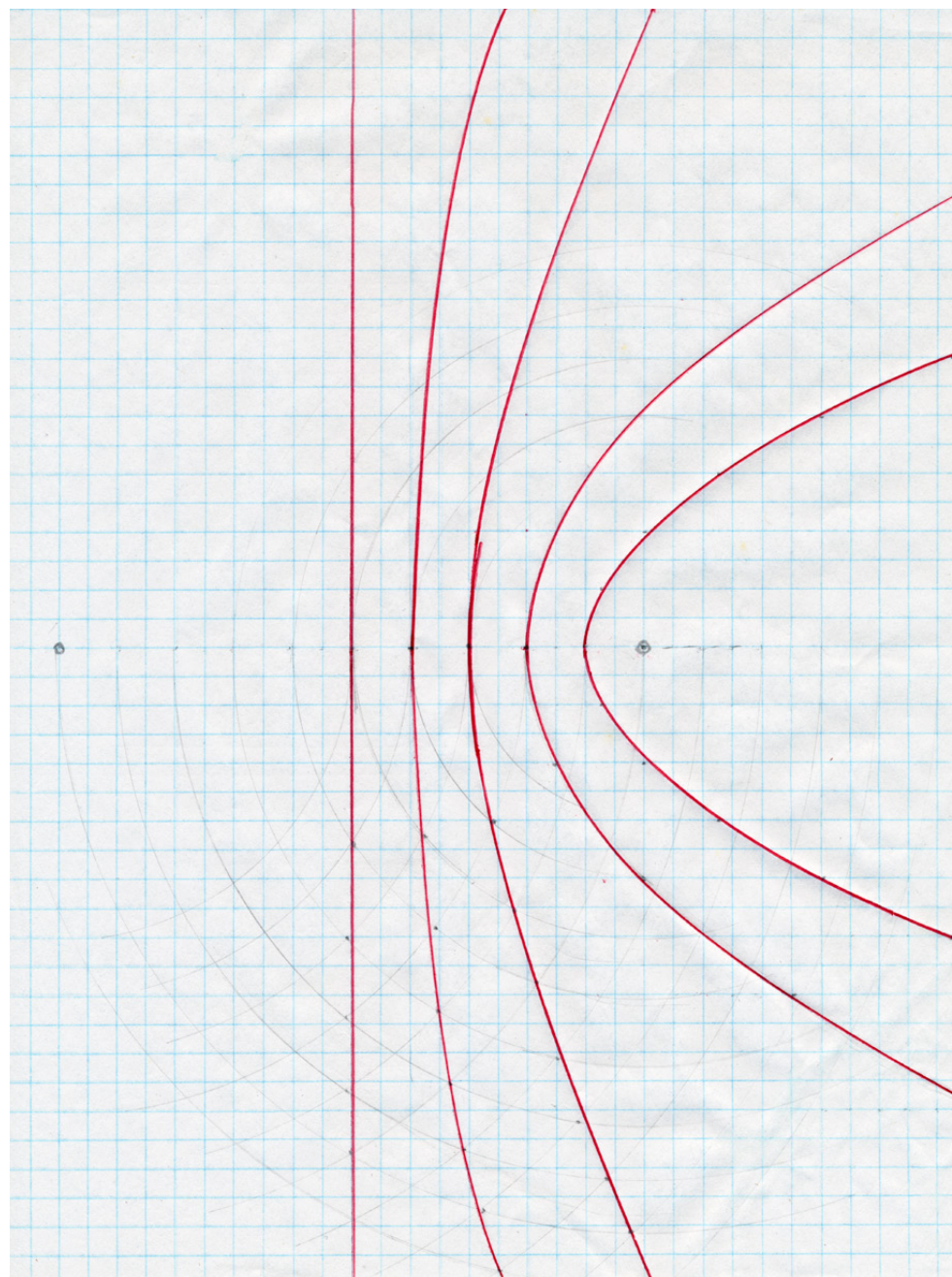


Fig 4.5.3 Paper model (undated, [DAH] [DK]), Crease pattern [DK]

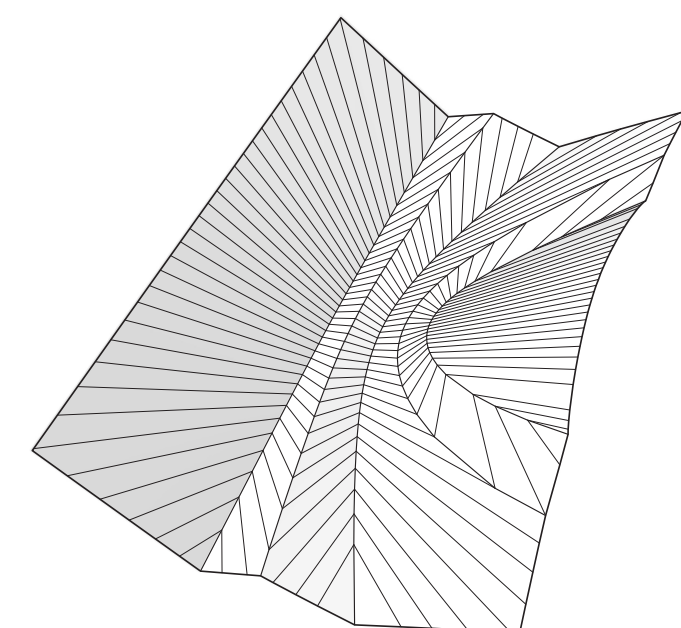
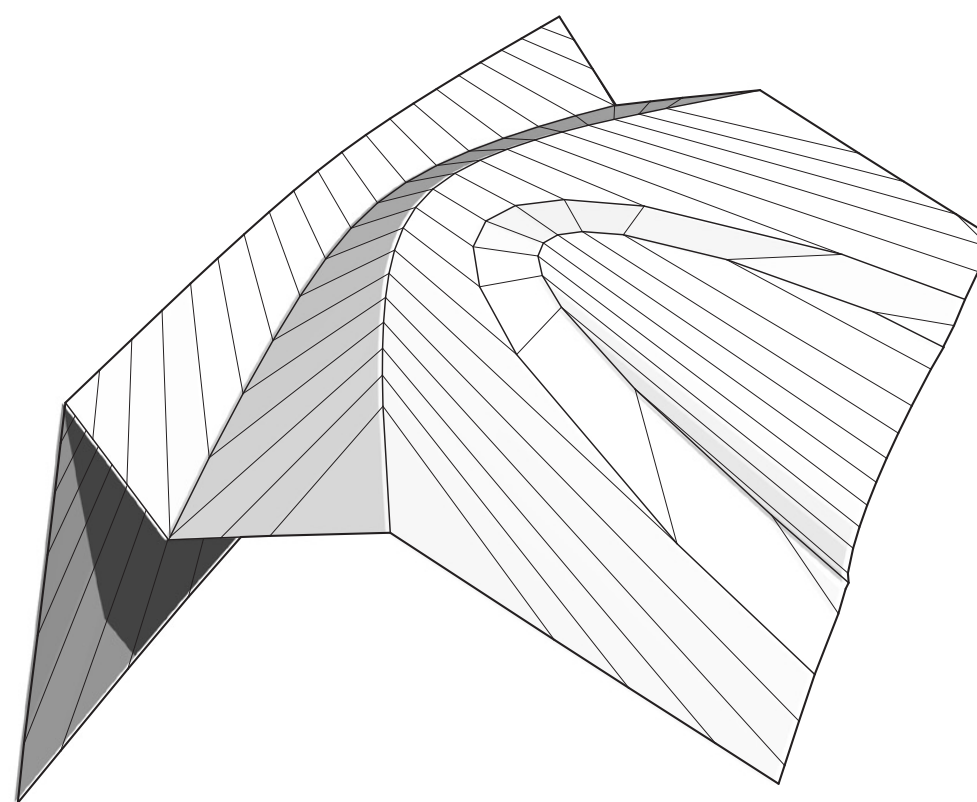


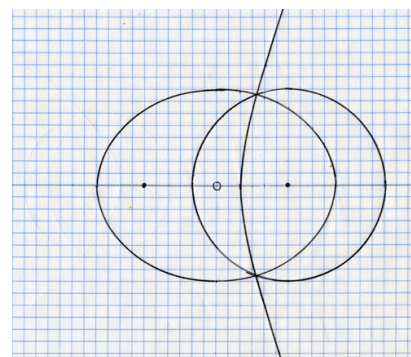
Fig 4.5.4 Simulation, top and bottom view [JH]

4. A taxonomy of DAH's curved crease paperfolding work

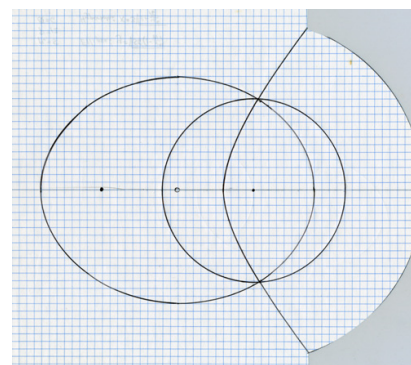
[II Refraction Gadgets]

4.6 Gadgets with parabolas and ellipses

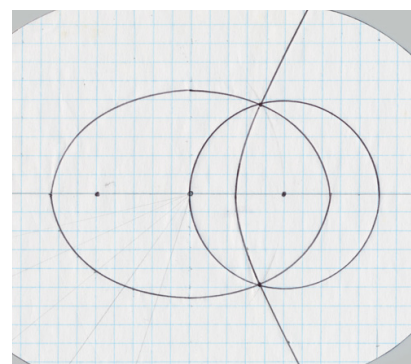
Gadgets with parabolas, ellipses and line segments



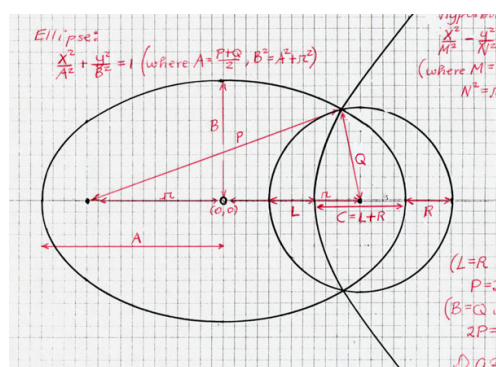
$$\begin{aligned} a &= 4 & [1] \\ r &= 8 & [2] \\ f &= 12 & [3] \\ d &= -2 & [-0.5] \end{aligned}$$



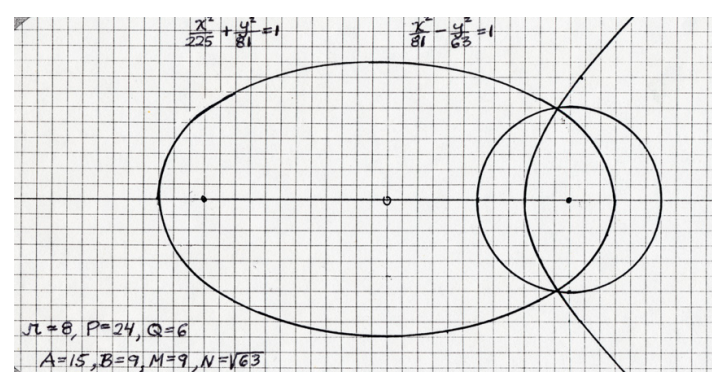
$$\begin{aligned} a &= 4 & [1] \\ r &= 12 & [3] \\ f &= 20 & [5] \\ d &= -2 & [-0.5] \end{aligned}$$



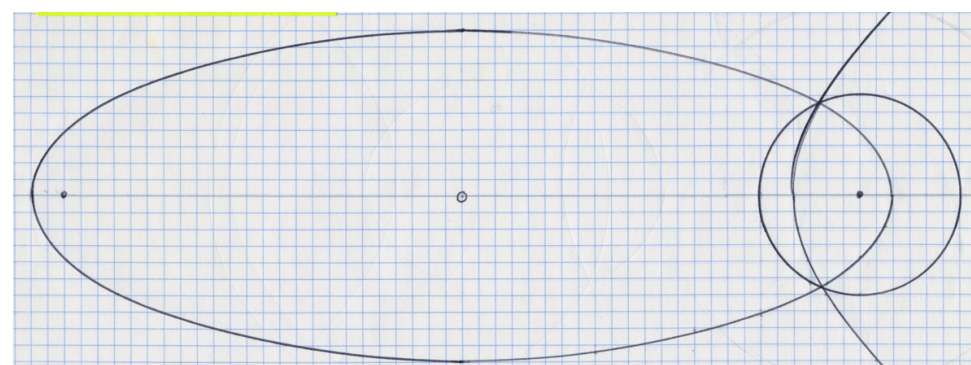
$$\begin{aligned} a &= 2.5 & [1] \\ r &= 5 & [2] \\ f &= 10 & [4] \\ d &= 0 & [0] \end{aligned}$$



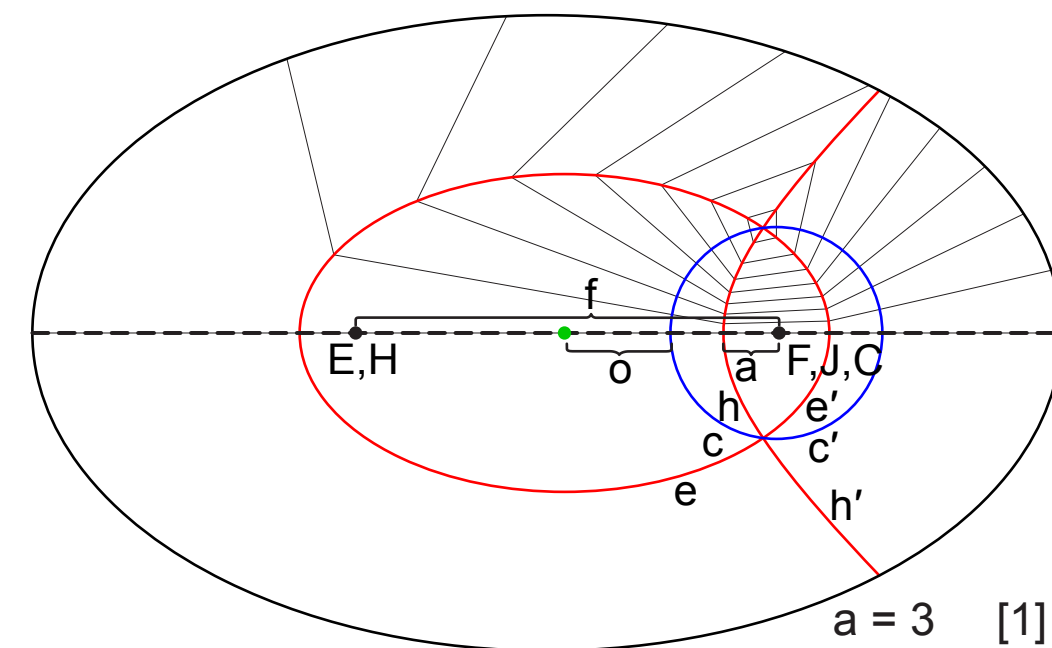
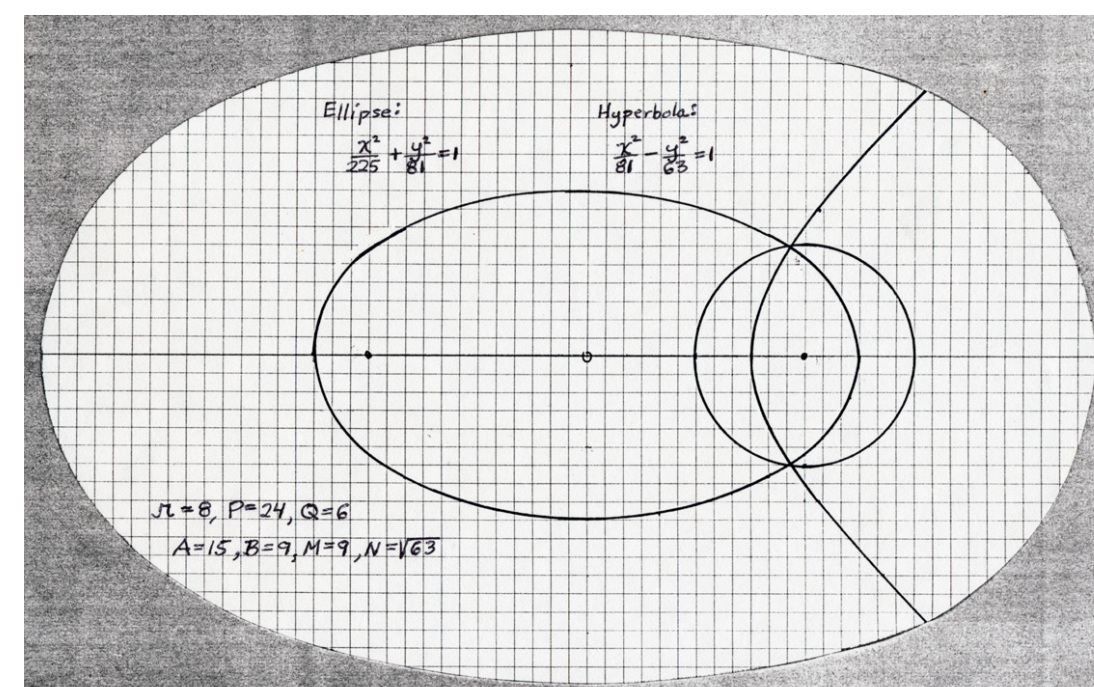

$$\begin{aligned} a &= 4 & [1] \\ r &= 8 & [2] \\ f &= 24 & [3] \\ d &= 4 & [1] \end{aligned}$$



$$\begin{aligned} a &= 3 & [1] \\ r &= 6 & [2] \\ f &= 24 & [3] \\ d &= 6 & [2] \end{aligned}$$



$$\begin{aligned} a &= 4 & [1] \\ r &= 6 & [2.5] \\ f &= 48 & [12] \\ d &= 18 & [4.5] \end{aligned}$$



$$\begin{aligned} a &= 3 & [1] \\ r &= 6 & [2] \\ f &= 24 & [3] \\ d &= 6 & [2] \end{aligned}$$

Fig 4.8.9 Vinyl model (undated, DAH [DK])

Fig 4.8.10 Photo copy of drawing (undated, DAH [DK]), Crease pattern [DK]

Fig 4.8.17 Paper models with parameter values (most undated, DAH [DK])

4. A taxonomy of DAH's curved crease paperfolding work [II Refraction Gadgets]

4.8 Gadgets with ellipses and hyperbolas

Gadgets with ellipses, hyperbolas and line segments

Gadgets with elliptic and hyperbolic splines

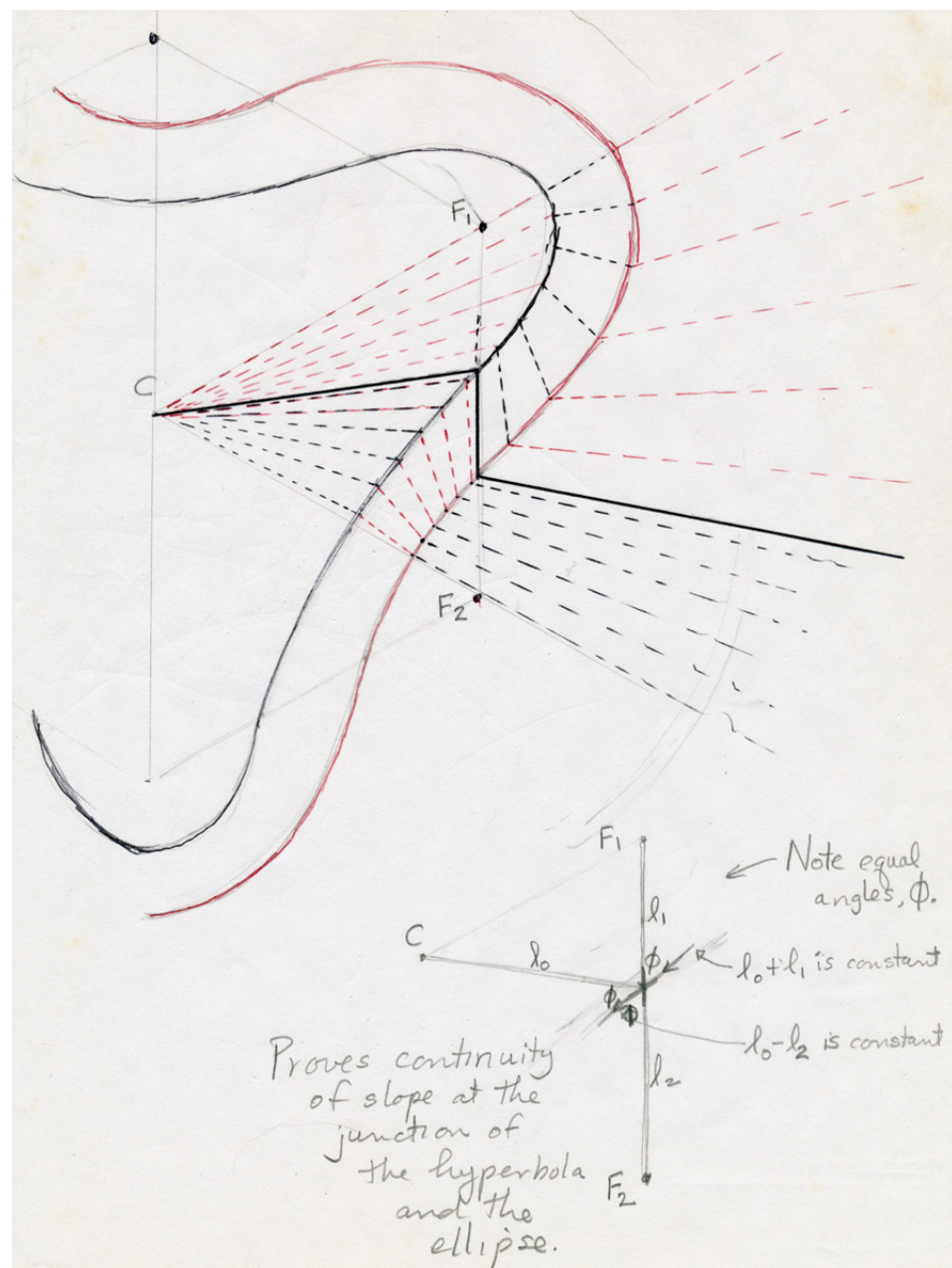


Fig 4.8.25 Sketch (undated, DAH, DK)

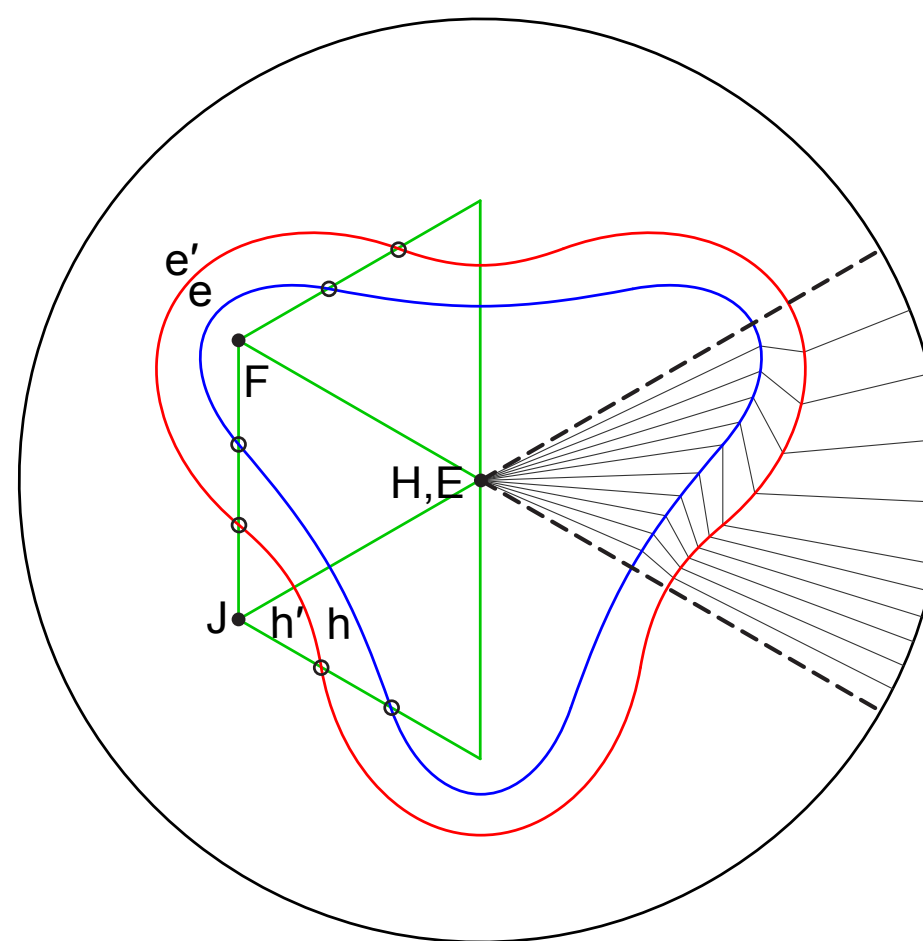
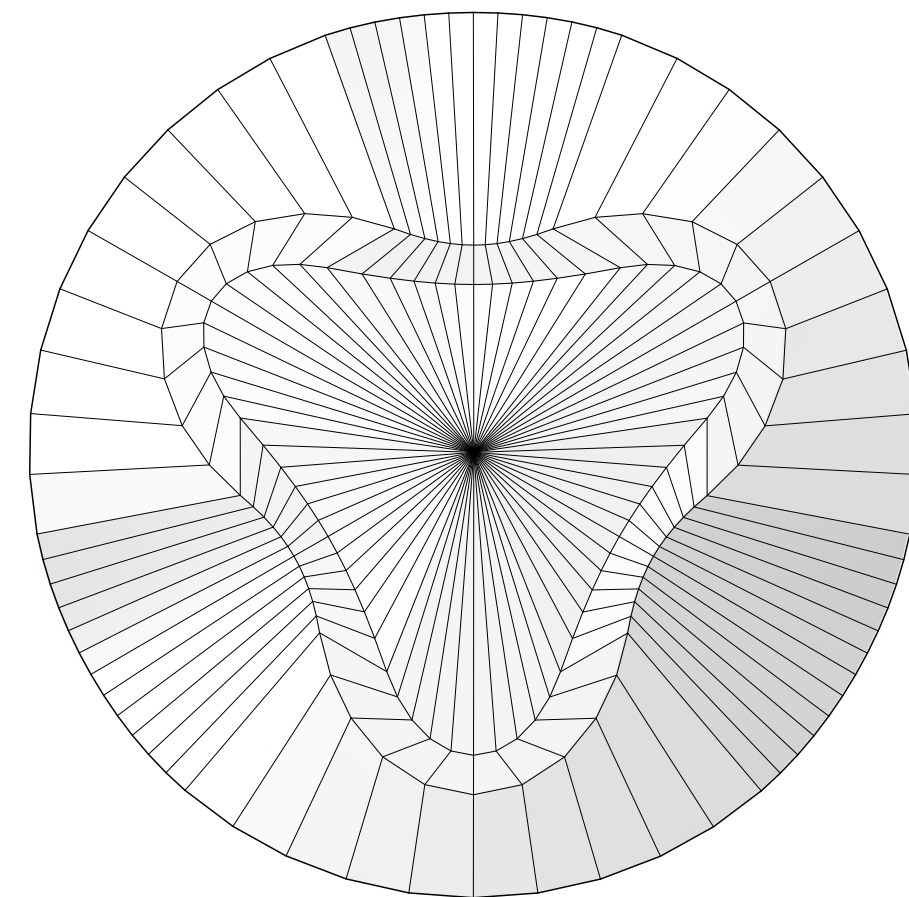


Fig 4.8.26 Crease pattern [DK]

4. A taxonomy of DAH's curved crease paperfolding work

[III Forced Ruling]

4.10 Cone and cylinder gadget


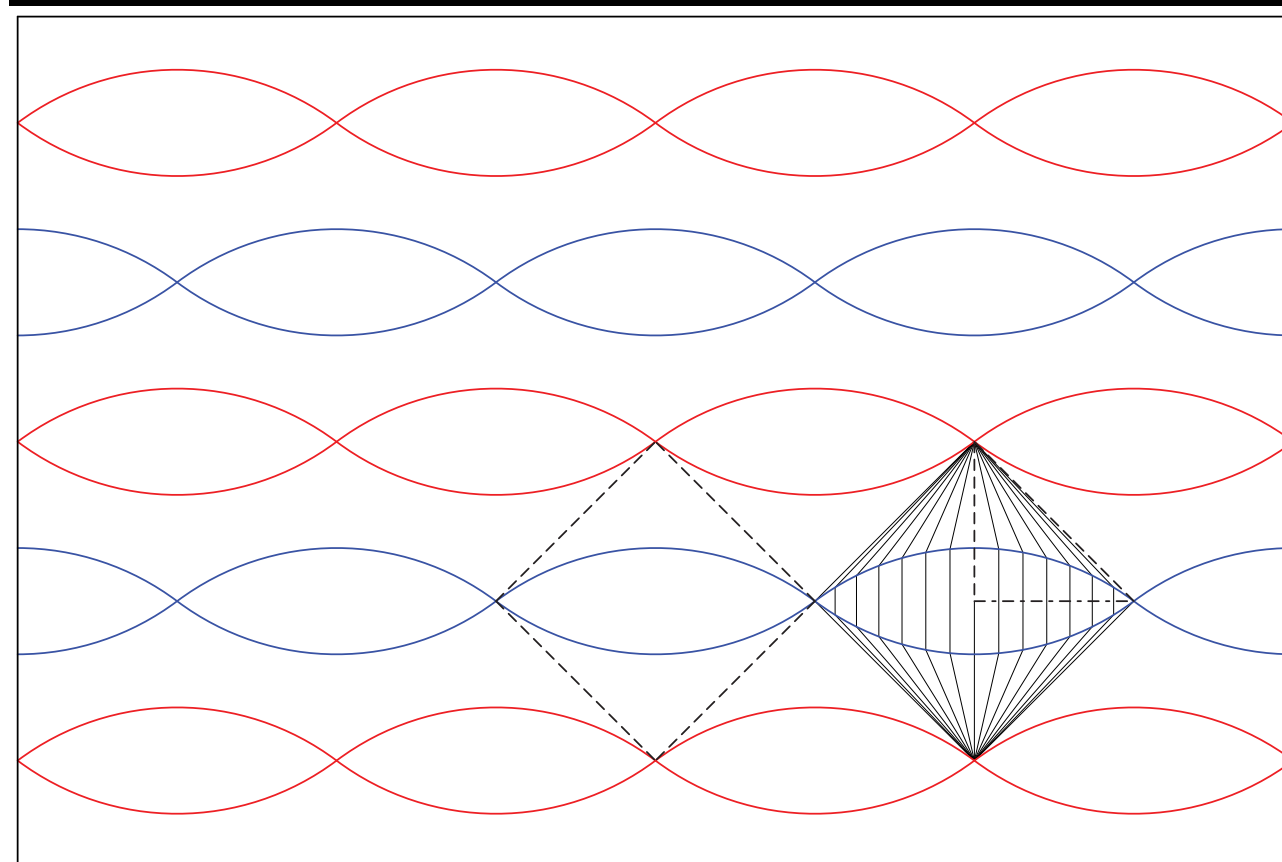




Fig 4.10.1 Vinyl model (1993, DAH [TG])
Fig 4.10.3 Crease pattern [DK]

Fig 4.10.2 Sketch (undated, DAH [DK])
Fig 4.10.4 Simulated model [AH]

4. A taxonomy of DAH's curved crease paperfolding work

[IV Converging Curves]

4.11 Cyclic tilings with converging curves

Tilings with central vertex

Tilings with central gap or line segment

Tilings with central polygon


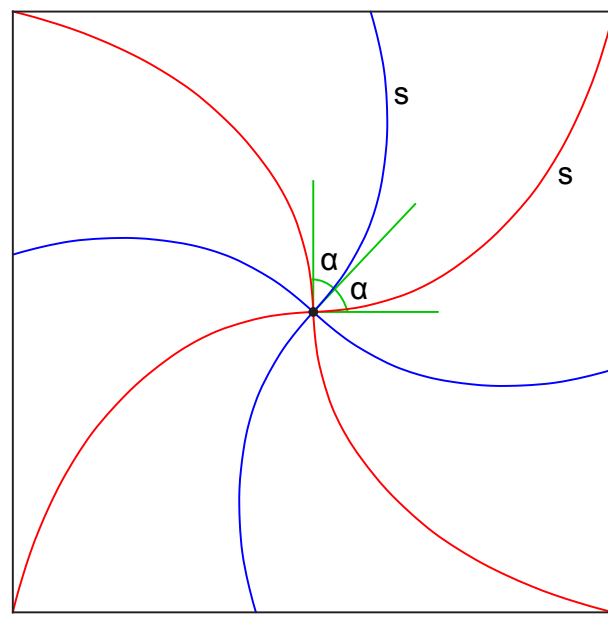

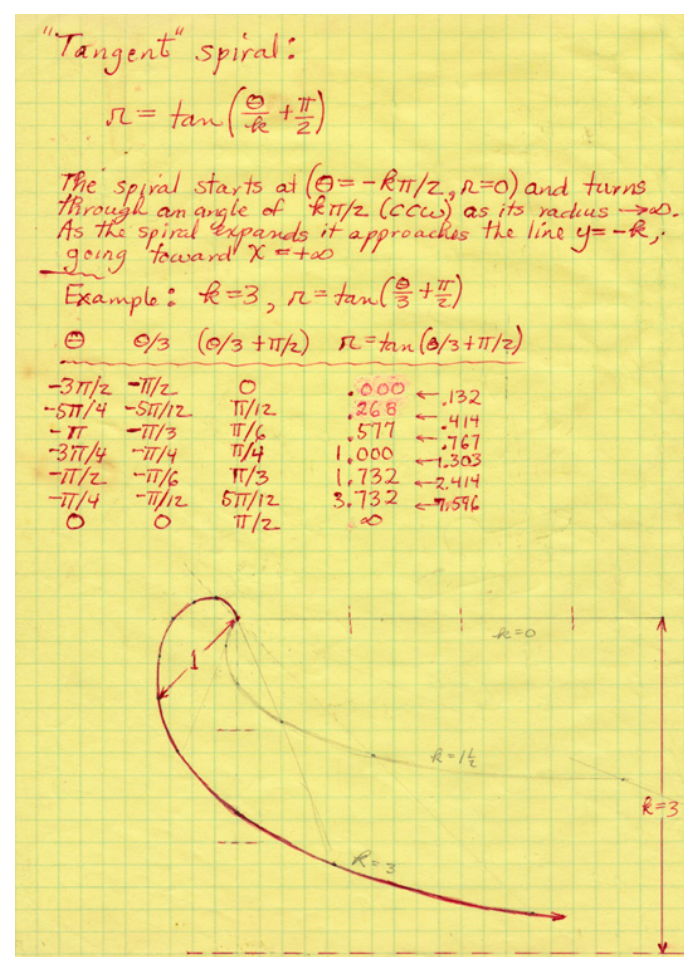
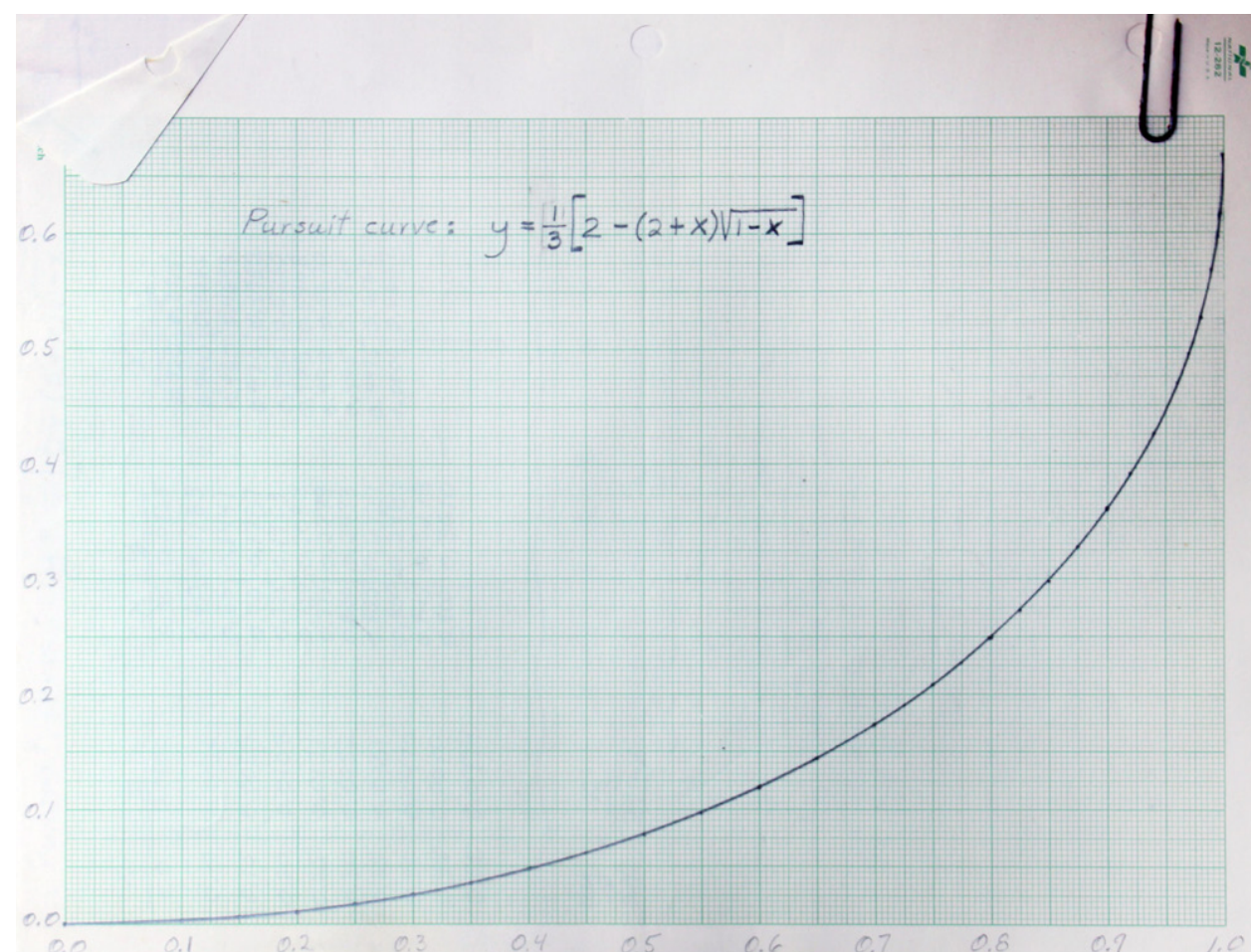


Fig 4.11.2 Notes and drawings (undated, DAH [DK])

Fig 4.11.3 Vinyl model (undated, DAH [EAH]), Paper reconstruction [AH]

Fig 4.11.4 Sketch on figure (undated, DAH [DK]), Crease pattern [DK]

4. A taxonomy of DAH's curved crease paperfolding work [IV Converging Curves]

4.12 Tilings with loxodromic spirals

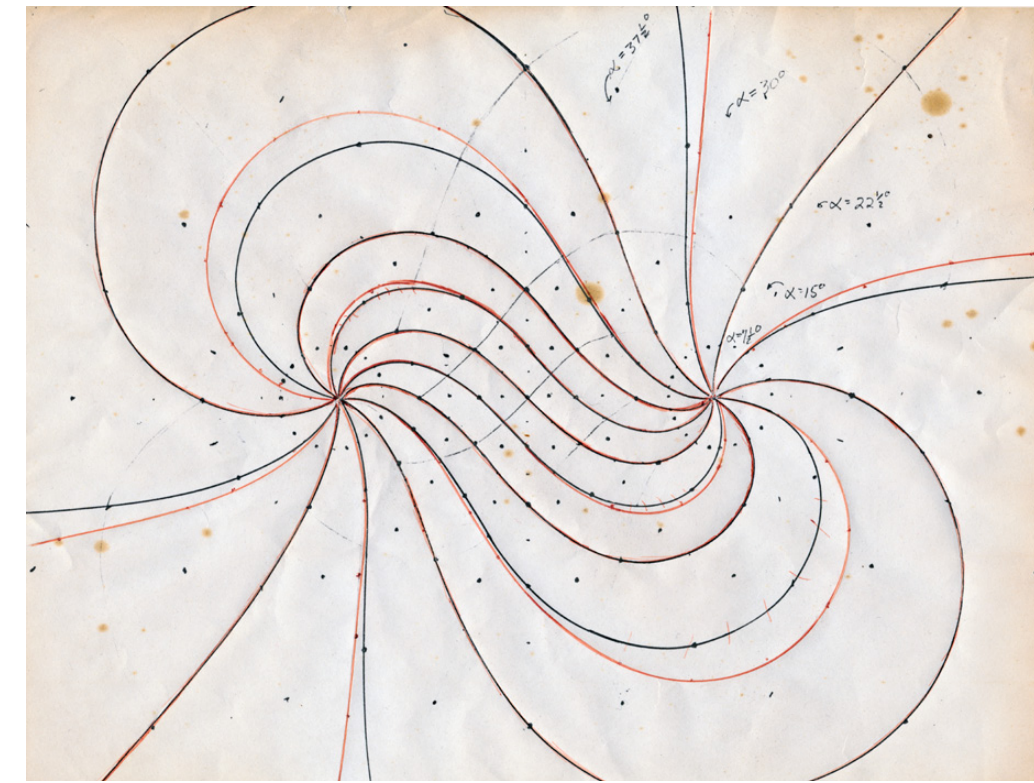
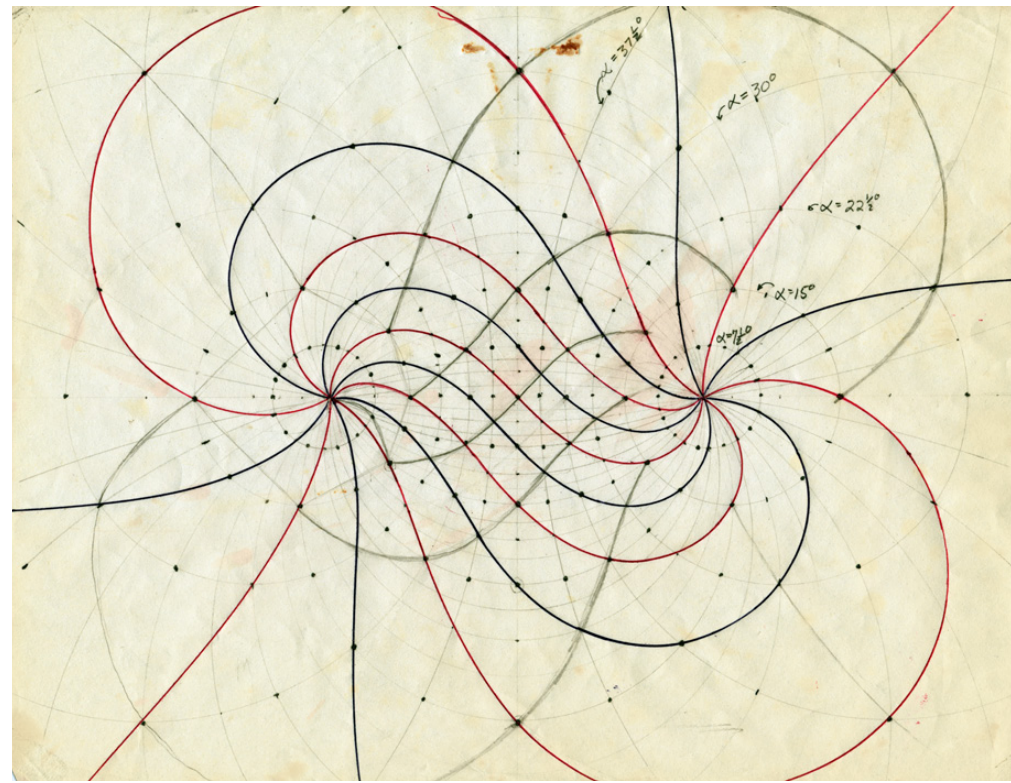


Fig 4.12.4 Paper model (undated, DAH [DK])

Fig 4.12.2 Paper models (undated, DAH [DK])

Fig 4.12.1 Vinyl model (undated, DAH [TG]), Huffman in front of 'the peanut' (1991 [M.Mulbry])

4. A taxonomy of DAH's curved crease paperfolding work

[IV Converging Curves]

4.12 Tilings with loxodromic spirals

First set of circles

α	X-intercepts				center at	
0	5.00000		5.00000		5.00000	
$3\frac{3}{4}$	5.70140	$22\frac{1}{2}/32$	4.38490	$12\frac{1}{4}/32$	5.04315	$1\frac{1}{2}/32$ ✓
$7\frac{1}{2}$	6.51615	$16\frac{1}{2}/32$	3.83665	$26\frac{1}{2}/32$	5.17640	$5.5/32$
$11\frac{1}{4}$	7.48305	$15\frac{1}{2}/32$	3.34090	$11/32$	5.41195	$13\frac{1}{4}/32$ ✓
15	8.66025	$21/32$	2.88675	$28\frac{1}{2}/32$	5.77350	$24\frac{3}{4}/32$
$18\frac{3}{4}$	10.13900	$4\frac{1}{2}/32$	2.46575	$15/32$	6.30235	$9\frac{3}{4}/32$ ✓
$22\frac{1}{2}$	12.07105	$2\frac{1}{4}/32$	2.07105	$2\frac{1}{4}/32$	7.07105	$2.25/32$
$26\frac{1}{4}$	14.72855	$23\frac{1}{4}/32$	1.69725	$22\frac{1}{4}/32$	8.21340	$6\frac{3}{4}/32$ ✓
30	18.66025	$21/32$	1.33975	$11/32$	10.00000	
$33\frac{3}{4}$	25.13670	$4\frac{1}{4}/32$.99455	$22/32$	13.06565	$2/32$ ✓
$37\frac{1}{2}$	37.97875	$31/32$.65825	$21/32$	19.31850	$10/32$
$41\frac{1}{4}$	76.28525	$9/32$.32770	$10\frac{1}{2}/32$	38.30650	$9\frac{3}{4}/32$ ✓
45	∞		.00000		∞	

Second set of circles

θ	y-intercepts				center at	
180		∞		∞		
165	37.97875	$21/32$	-.65825	$21/32$	18.66025	$21/32$
150	18.66025	$21/32$	-1.33975	$11/32$	8.66025	$21/32$
135	12.07105	$2.25/32$	-2.07105	$2.25/32$	5.00000	
120	8.66025	$21/32$	-2.88675	$28.5/32$	2.88675	$28.5/32$
105	6.51615	$16.5/32$	-3.83665	$26.5/32$	1.33975	$11/32$
90	5.00000		-5.00000		0.00000	
75	3.83665	$26.5/32$	-6.51615	$16.5/32$	-1.33975	$11/32$
60	2.88675	$28.5/32$	-8.66025	$21/32$	-2.88675	$28.5/32$
45	2.07105	$2.25/32$	-12.07105	$2.25/32$	-5.00000	
30	1.33975	$11/32$	-18.66025	$21/32$	-8.66025	$21/32$
15	.65825	$21/32$	-37.97875	$31/32$	-76.28525	$21/32$
0	0		∞		∞	

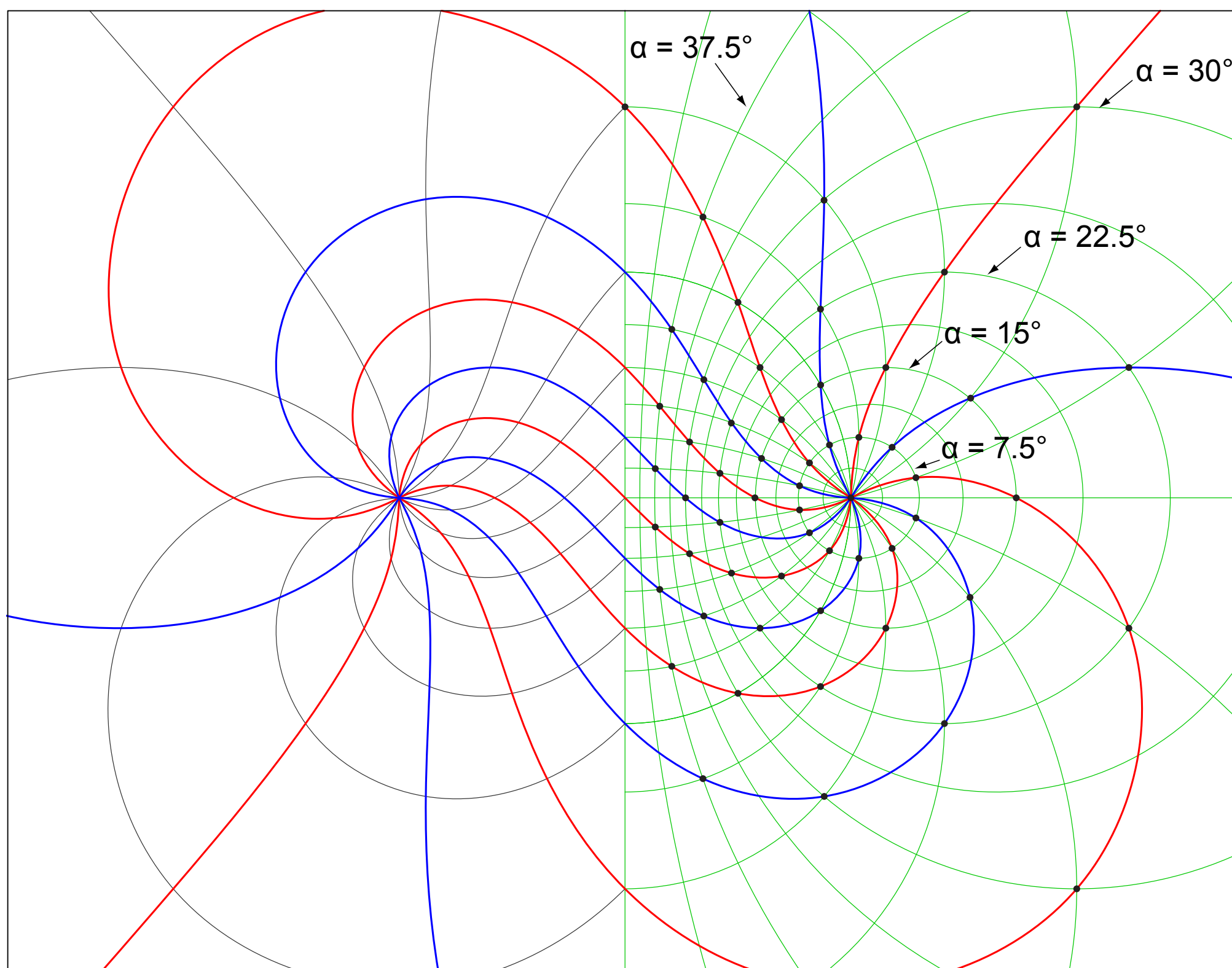
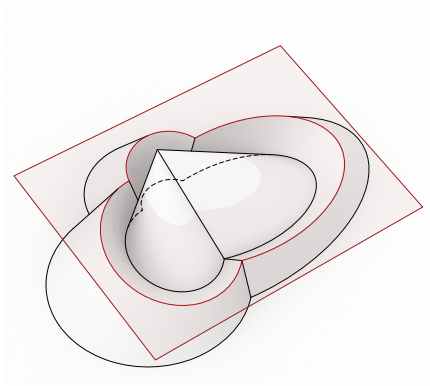


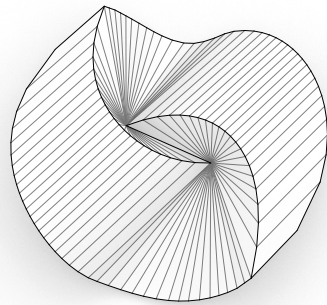
Fig 4.12.5 Index cards with coordinate tables (undated, DAH [DK])

Fig 4.12.3 Crease pattern [DK]

Designing with curved creases - digital and analog constraints



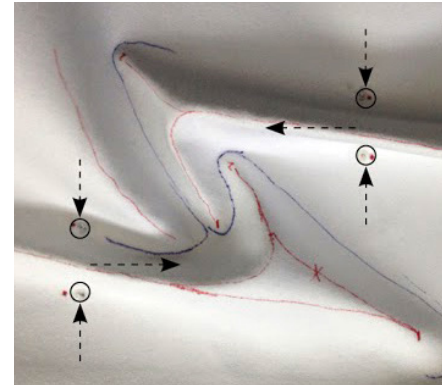
Developable Surface Reflection
(direct digital representation)



Refraction Gadgets
(indirect digital representation)

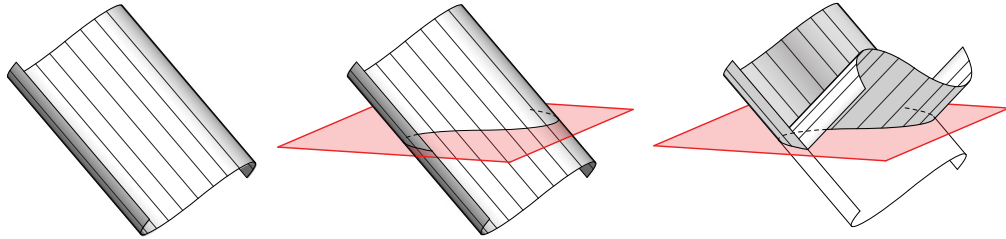


Drawing Open and Closed Curves
(direct analog representation)





Sculpting and Post-rationalizing Surfaces
(indirect analog representation)


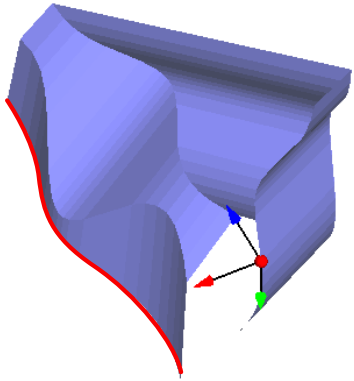
2 Developable Surface Reflection



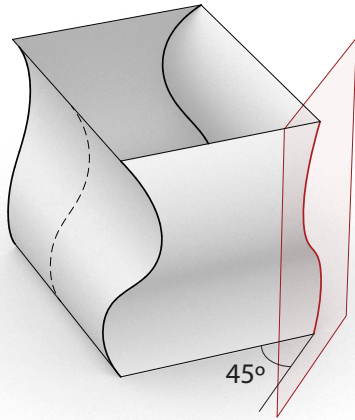
Mirror reflection of general cylinder (DK)




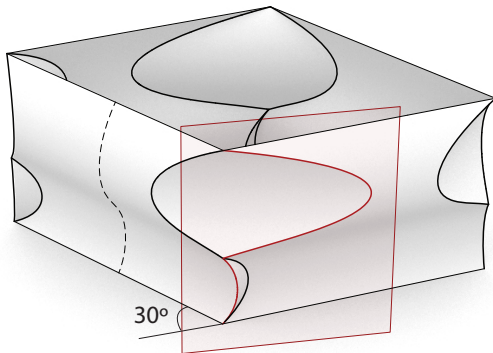
*Work by students of Josef Albers, Black Mountain College (1950s [photographer unknown]),
Bulletin Cover 1944 with model made in Albers' class, Black Mountain College (1944)
Metal column covers and wall panel (Haresh Lalvani)*



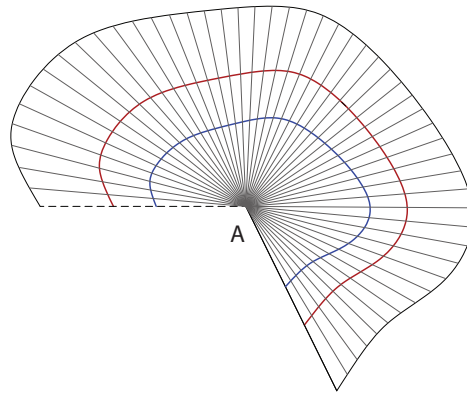
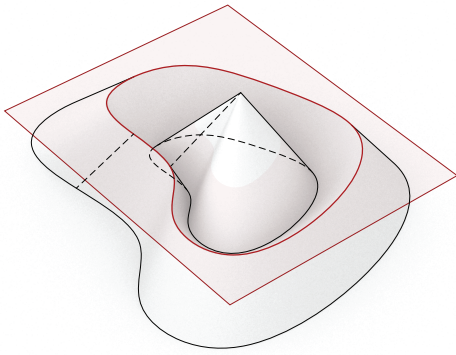
3d model in ORI-REF, crease pattern (Ashley Hickman)



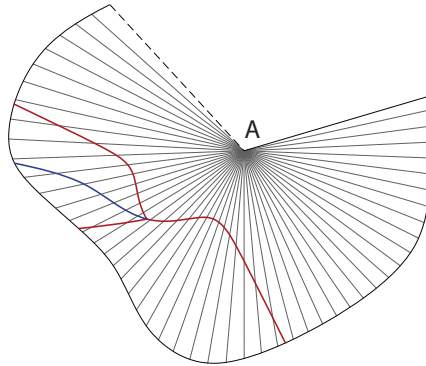
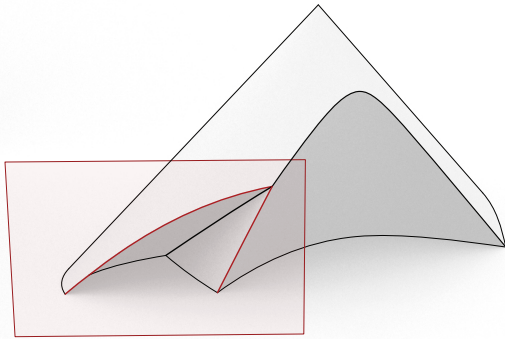
3d model in Rhno3d with reflection plane, crease pattern (Kalliopi Oikonomou)



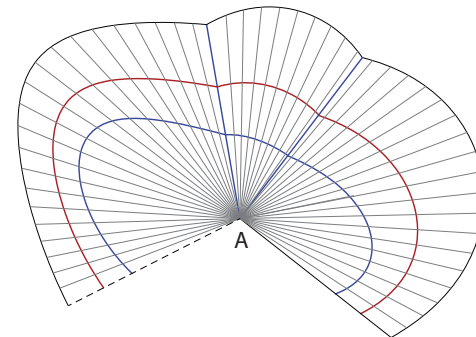
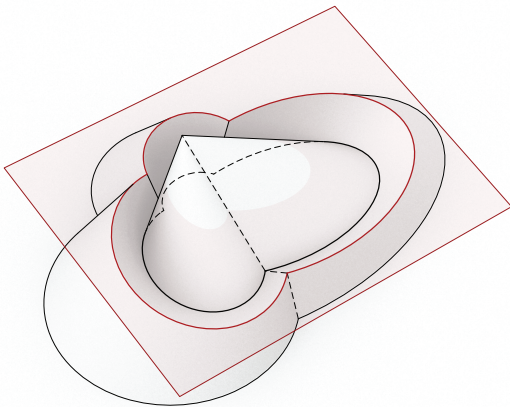
3d model with two reflection planes per corner, crease pattern (DK)



3d model of cone with two horizontal reflections, crease pattern (Ashley Hickman)

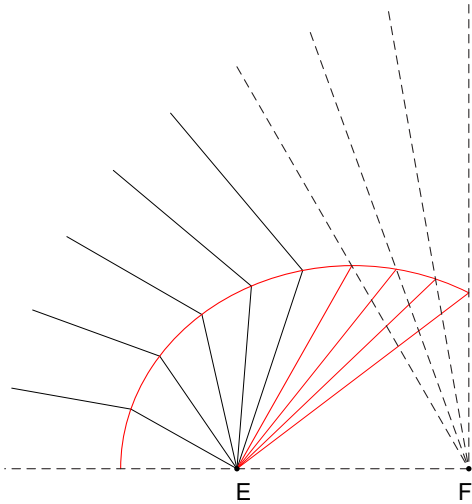
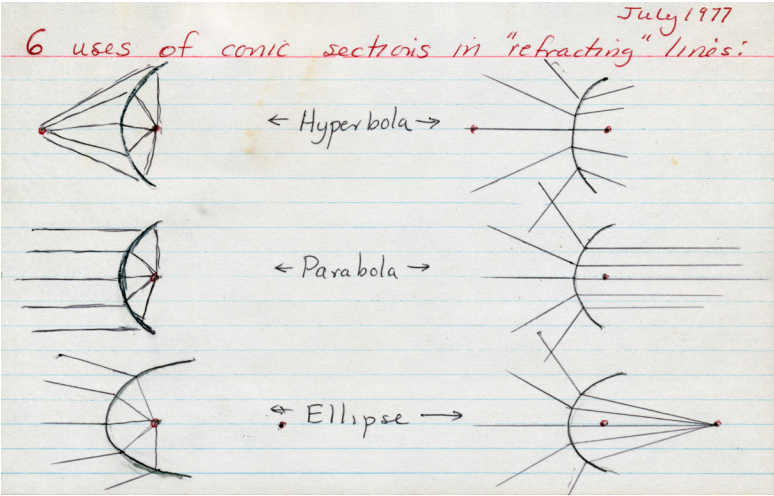


3d model of cone with two vertical reflections, crease pattern (Kalliopi Oikonomou)



3d models of cone reflections with two reflection, crease pattern (Kalliopi Oikonomou)

Refraction Gadgets



Refractive properties of conic sections (1977, DAH, David A. Huffman archive)
Sketch (undated, DAH, David A. Huffman archive), Gadget (DK)

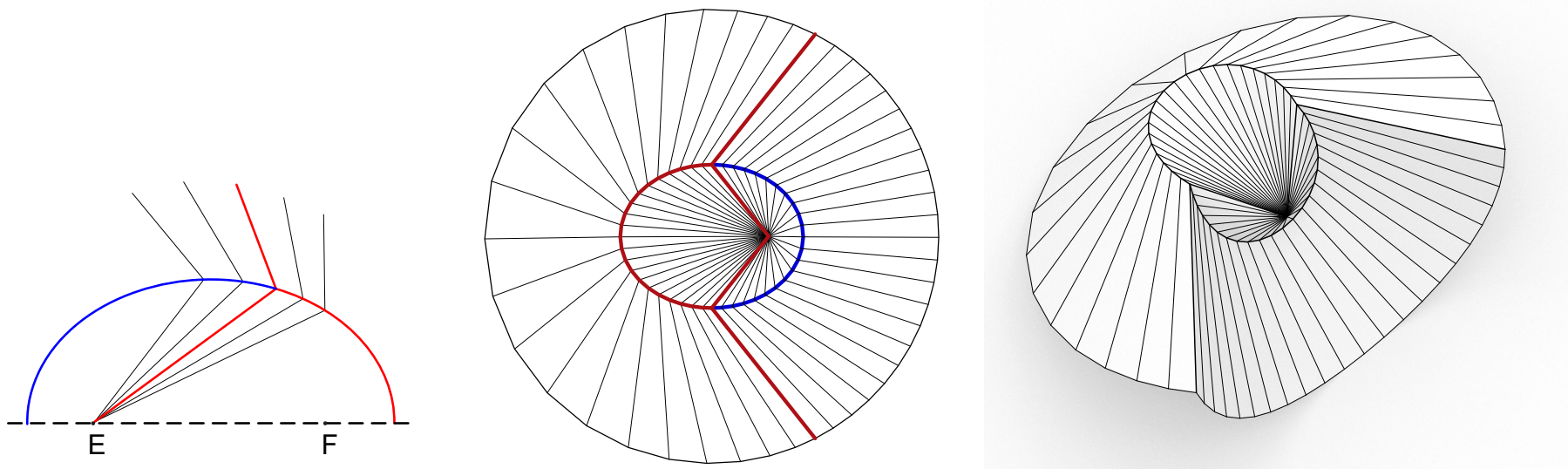


Figure 2.2.4 Ellipse gadget, crease pattern, simulation (Kalliopi Oikonomou)

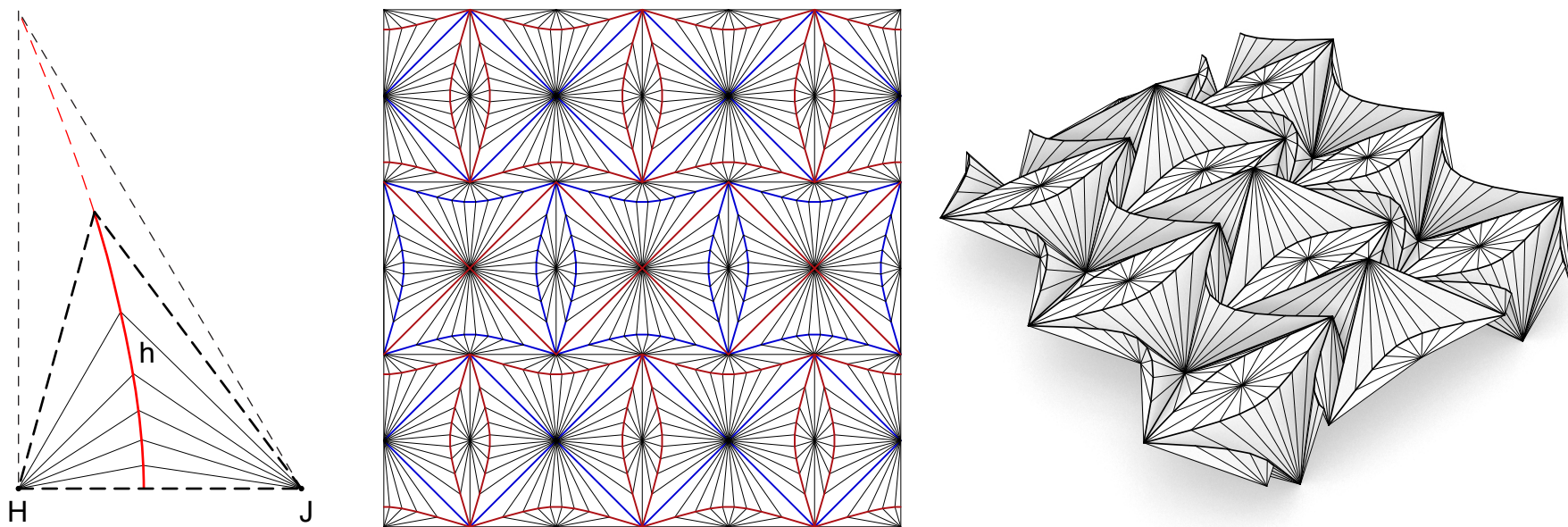


Figure 2.2.6 Simulations of gadgets with parabolas and hyperbolas, crease patterns (Kalliopi Oikonomou)

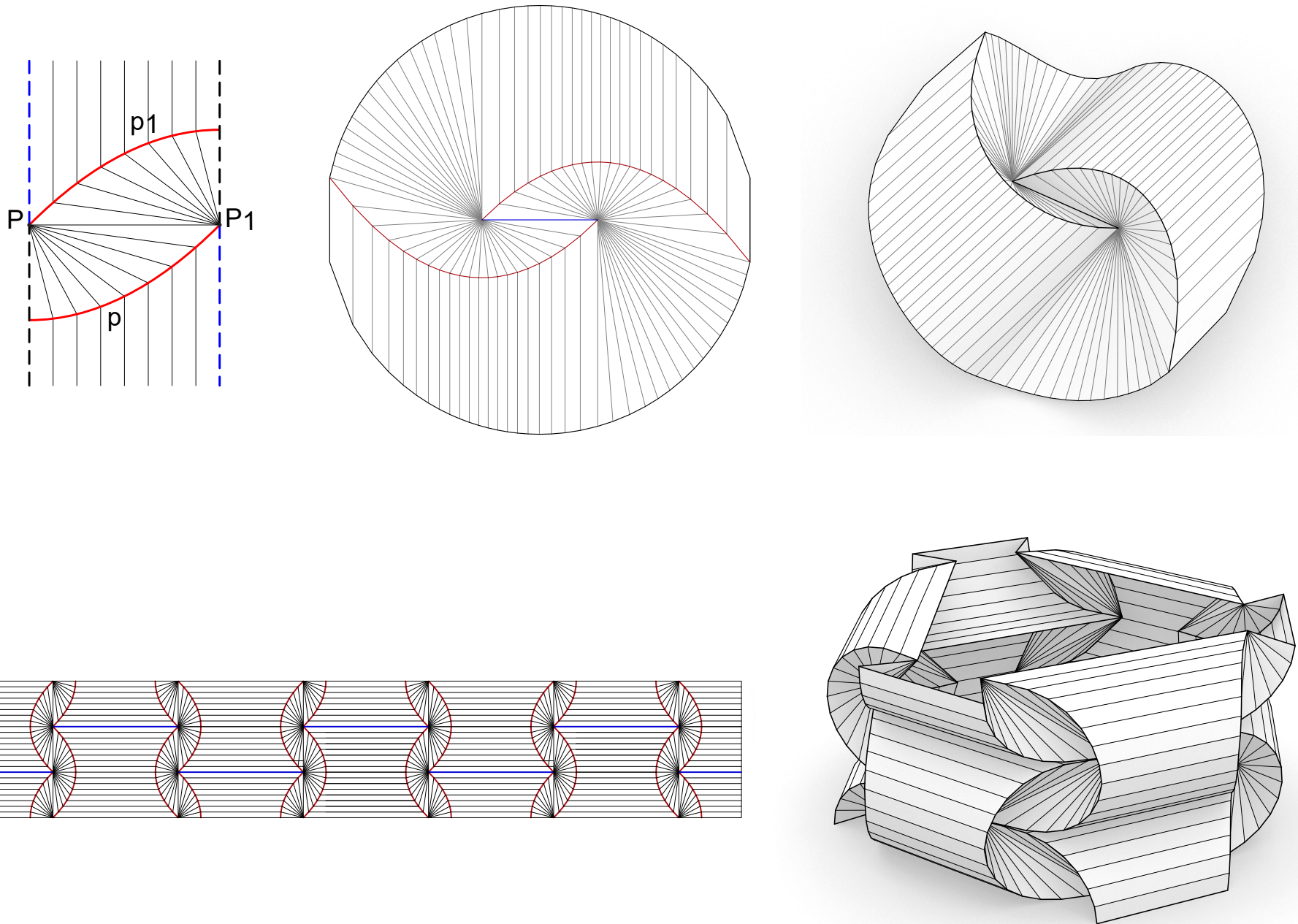

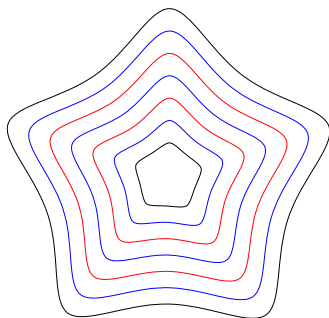

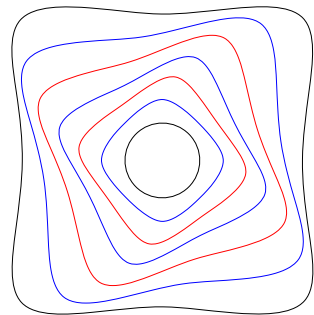
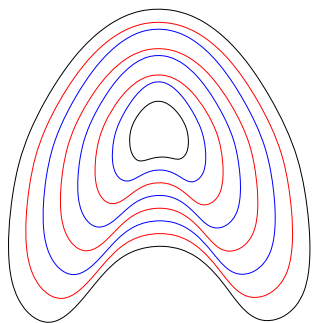


Figure 2.2.5 Simulations of gadgets with parabolas and hyperbolas, crease patterns (Kalliopi Oikonomou)


Drawing Closed and Open Curves



Bauhaus model, extended discs (Josef Albers Foundation), Horse head (Roy Iwaki)



Designs with self-closing curves with varying degrees of curvature (Aleksandra Chechel)


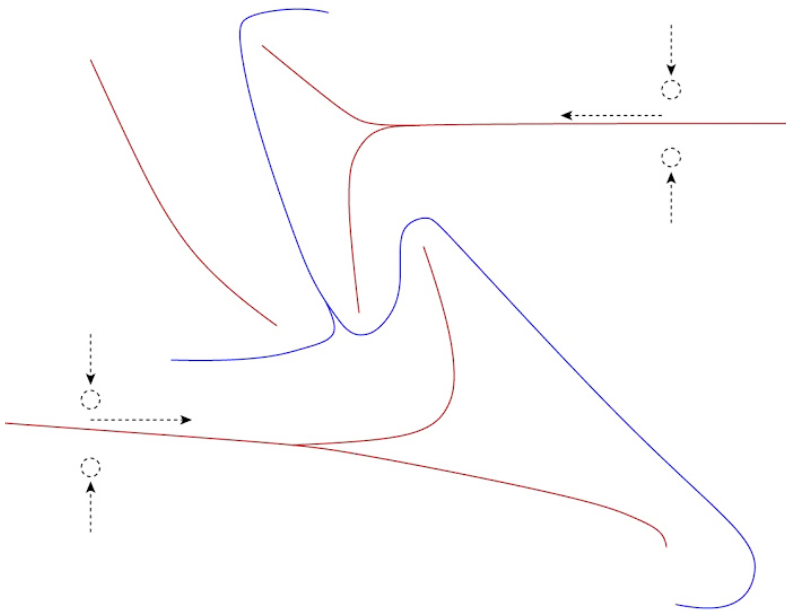
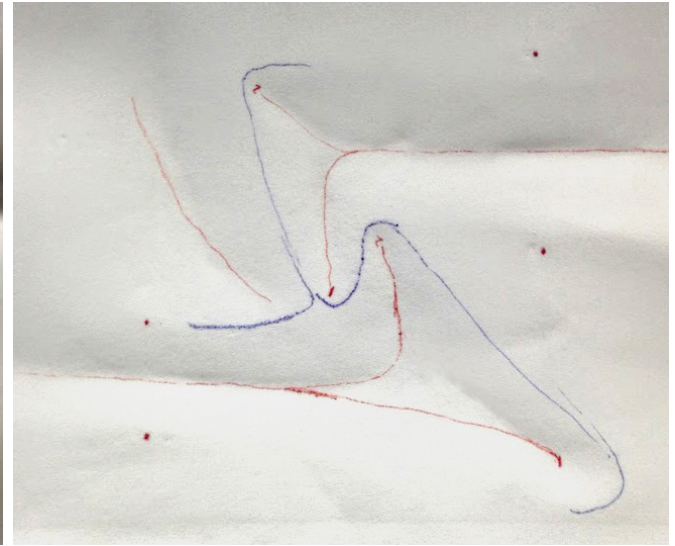
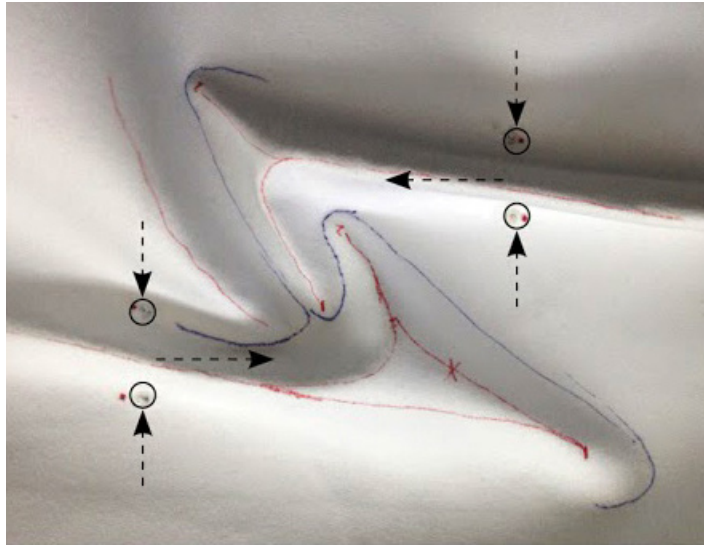


Iterations of a design made with intersecting curves (Ashley Hickman)

Sculpting and Post-rationalizing Surfaces



Fig 2.4.1 Images from The Ron Resch Paper and Stick Film (1968, Ron Resch)



***Sculpting, Notation of pinching, Crease pattern
Digitized crease pattern, Paper model (UnJae Pyon, Lauren Greer)***